

SOUTH AUSTRALIA

THIRTY-FIRST ANNUAL REPORT

OF THE

HISTORY TRUST of SOUTH AUSTRALIA (History SA)

FOR THE

YEAR ENDED 30 JUNE 2011



History SA

Directorate
Torrens Parade Ground
Victoria Drive
Adelaide SA 5000

GPO Box 1836
Adelaide SA 5001

DX 464 Adelaide

Telephone: +61 8 8203 9888
Facsimile: +61 8 8203 9883 (General)
+61 8 8203 9889 (Executive)
Website: www.history.sa.gov.au
Email: staff@history.sa.gov.au

This report is prepared by the Directorate of History SA.

ABN 17 521 345 493

ISSN 1832-8482

Contents

| | |
|--|-----------|
| BACKGROUND..... | 1 |
| WHO WE ARE..... | 1 |
| OUR VISION..... | 1 |
| OUR MISSION..... | 1 |
| OBJECTIVES..... | 2 |
| WHAT WE DO..... | 3 |
| CORE VALUES..... | 3 |
| ORGANISATIONAL CHART..... | 4 |
| CHAIRPERSON'S REPORT | 5 |
| CHIEF EXECUTIVE'S REPORT | 6 |
| HIGHLIGHTS 2010-11 | 13 |
| PRINCIPAL OBJECTIVES 2011-12..... | 14 |
| DIVISIONAL REPORTS..... | 15 |
| COMMUNITY HISTORY PROGRAMS | 15 |
| MIGRATION MUSEUM..... | 19 |
| NATIONAL MOTOR MUSEUM | 23 |
| SOUTH AUSTRALIAN MARITIME MUSEUM..... | 27 |
| MARKETING AND SPONSORSHIP..... | 31 |
| BUSINESS SERVICES..... | 38 |
| APPENDICES | 48 |
| 1. BOARD OF TRUSTEES..... | 49 |
| 2. MANAGEMENT PERSONNEL..... | 49 |
| 3. STAFF AS AT 30 JUNE 2011 | 50 |
| 4. MIGRATION MUSEUM FOUNDATION COMMITTEE MEMBERS..... | 51 |
| 5. VOLUNTEER SERVICES | 52 |
| 6. KEY PERFORMANCE INDICATORS 2010-11..... | 53 |
| 7. EXTERNAL GRANTS/SPONSORSHIP OBTAINED (INCLUDING GST)..... | 54 |
| 8. PUBLICATIONS..... | 55 |
| 9. UNPUBLISHED CONFERENCE PAPERS | 55 |
| 10. COMMUNITY MUSEUMS PROGRAM | 56 |
| 11. SOUTH AUSTRALIAN HISTORY FUND (SAHF)..... | 58 |
| 12. SA175 GRANT FUND..... | 59 |
| 13. EXHIBITION PROGRAM | 61 |
| 14. FINANCIAL STATEMENT FOR THE YEAR ENDED 30 JUNE 2011..... | 68 |

Background

Who we are

The History Trust of South Australia, now known as History SA, is a statutory authority reporting to Parliament through the Minister for the Arts. It was established in 1981 under the *History Trust of South Australia Act 1981*, to encourage the research and public presentation of South Australian history and to safeguard South Australia's material history. History SA's central administration is located at the Torrens Parade Ground in Adelaide, but its main public face is presented by three history museums — the Migration Museum, National Motor Museum and the South Australian Maritime Museum. The organisation also manages an important community history program to assist community museums and historical researchers. History SA's Board of eight trustees reports to the Minister for the Arts.

Our vision

To inspire South Australians to reflect on the present and imagine the future, through an active engagement with their past.

Our mission

To bring South Australian history to life and preserve it for future generations, strengthening community identity and fostering a strong sense of place.

To achieve this we will:

- present imaginative, innovative and inclusive public and education programs that enlighten, promote reflection, challenge and entertain
- maintain and develop the State History Collection to best practice standards to preserve South Australia's material history
- foster quality research in South Australian history that is challenging, independent and inclusive
- form partnerships with regional and other community organisations to better present and preserve local histories and collections
- collaborate with regional, national and international partners to make South Australia's distinctive stories better known
- manage resources in an equitable and sustainable manner.

Objectives

- enhance understanding of South Australian history through public programs, all media and research
- encourage the practice of South Australian history throughout the community
- promote the significance of South Australian history to Government and the community
- encourage engagement with and enjoyment of South Australian history
- present a diversity of perspectives on the past through public programs and publications
- ensure that public programs reflect the diversity of community histories over time
- foster research in South Australian history through our own programs and by assisting others
- manage and promoting our three museums and working towards others as appropriate
- manage the State History Collection
- ensure the preservation of a representative sample of the State's material history
- manage community history programs for community practitioners
- manage the Community Museums Program and South Australian History Fund
- encourage sustainable community history programs
- manage the Trust's resources effectively and efficiently
- promote collaborative partnerships within History SA and with a range of organisations including state and national organisations
- maximise financial resources through the vigorous pursuit of both internal and external funding opportunities
- ensure a safe and enriching work environment for History SA staff
- ensure a strong culture of customer service throughout the organisation
- engage with new media channels to improve service delivery
- develop and deliver challenging, relevant and innovative education programs that meet the needs of the South Australian education community
- improve our understanding of our audiences and potential audiences.

What we do

Under the *History Trust of South Australia Act (1981, 1995, 2005)* History SA is responsible for the following:

- researching and interpreting South Australia's history
- preserving and exhibiting South Australia's material history
- managing museums of its own and assisting the State's community museums
- encouraging and assisting the work of South Australia's historical societies
- providing policy advice to the Minister for the Arts on issues of relevance to South Australia's history and material culture.

These responsibilities are realised through the following programs:

- managing three museums which interpret aspects of South Australia's history:
 - > the Migration Museum — which preserves and interprets the history of migration to and settlement in South Australia
 - > the National Motor Museum — which manages and interprets a collection representing Australia's motoring history;
 - > the South Australian Maritime Museum — which preserves a collection of maritime heritage objects and interprets the maritime history of South Australia
- Touring exhibitions
- providing advice and assistance to South Australia's 200 community history museums and 150 historical societies, as well as the many individuals who research South Australian history, through the Community History Programs (CHP). The CHP also administers two grants programs — the Community Museums Program (CMP) (for community museums) and the South Australian History Fund (for community history publications and projects)
- managing the State History Collection
- promoting South Australian history and the activities of History SA's divisions
- presenting and promoting events including *SA History Week*, State History Conference and other major events.

Core values

History SA is committed to:

- excellence in historical research and interpretation
- preserving and interpreting South Australia's material culture
- commitment to education and lifelong learning
- nurturing community historical endeavour
- inclusiveness in program development
- fostering ideas and encouraging diverse perspectives
- cultural diversity and Reconciliation
- equity, probity and efficiency in management
- best practice collections management
- providing a safe and enriching environment for staff and visitors
- excellence in customer service
- respecting the contribution of volunteers
- commitment to continuous improvement
- commitment to engagement
- commitment to embracing new media.

Organisational chart

History SA as at 30 June 2011

Premier and Minister for the Arts

The Hon Mike Rann, MP

Minister Assisting the Premier in the Arts

The Hon John Hill, MP

Board of Trustees

Chairman

Phillip Broderick

Trustees

Christine Elstob

Alison Mackinnon AM

Susan Magarey AM

Bryan Moulds

Minerva Nasser-Eddine

Philip Satchell AM

Ian Short

Chief Executive

Margaret Anderson

| Director Migration Museum | Director National Motor Museum | Director SA Maritime Museum | Community History Programs | Manager Marketing | Business Managers |
|------------------------------|-----------------------------------|--------------------------------|-------------------------------|----------------------|---------------------------------|
| Christine Finnimore | Marianne Norman | Kevin Jones | Amanda James Mandy Paul | Kym Cheek | Rebecca Rudzinski Donna Tims |

Chairperson's report



The Hon John Hill, MP
Minister Assisting the Premier in the Arts

Dear Minister

I present the Thirty-First Annual Report of History SA for the year ended 30 June 2011, pursuant to section 18 of the *History Trust of South Australia Act 1981*.

This has been a significant year for the organisation as it commemorated the 175th anniversary of the foundation of the Province of South Australia.

During the reporting period, History SA met its strategic goals and once again managed an extensive program of exhibitions, events and research.

Of the public programs, *About Time: South Australia's History Festival*, was a highlight. It was presented during May with the assistance of a special purpose grant from Government. The Festival attracted 94 000 participants (a record) and demonstrates this event is established in the State's festival calendar and enjoys wide community support. It is accessible to all sectors of the community, as most events are free and many presentations and exhibitions are spread across the State's regions. The quality and diversity of offerings with local participation accounts, in my view, for its consistent success.

Progress was made in online programming during the reporting period with the launch of two innovative web programs - *Bound for South Australia* and the South Australian Community History site. Both have been recognised as national leaders in their field. The former is an online journal of nine voyages to the Province in 1836, drawn from contemporary material.

As noted in previous reports, the modest resources of the organisation were managed with care and I acknowledge the achievements of the Chief Executive and her staff. Throughout my term as Chair, I have consistently observed a capacity and dedication from these officers that is beyond the norm. I thank my fellow Board members, the staff and volunteers for their commitments in time and expertise in supporting History SA's activities throughout the year.

Finally, as this is the last report I will be forwarding to you, may I take the opportunity to record my appreciation for your collegiate support and fellowship over the past nine years.

PHILLIP BRODERICK
Chair
23 August 2011

Chief Executive's report



2011 was a significant year for the State, marking the 175th anniversary of its foundation. Not surprisingly, History SA's work in this reporting period was dominated by commemorative activities. A significant focus was the re-development of the organisation's online presence, with the launch of several new websites contributing to the anniversary, and the management of a month-long History Festival, *About Time*, which replaced the popular *SA History Week*. At the same time it was imperative to maintain exhibition and other normal public program schedules, which made it an especially busy year across the organisation.

The following overview follows the major areas of focus identified in History SA's current Strategic and Business Plans.

Strategy 1: Engage South Australians and visitors with our history

2011 – 175 years of South Australian history

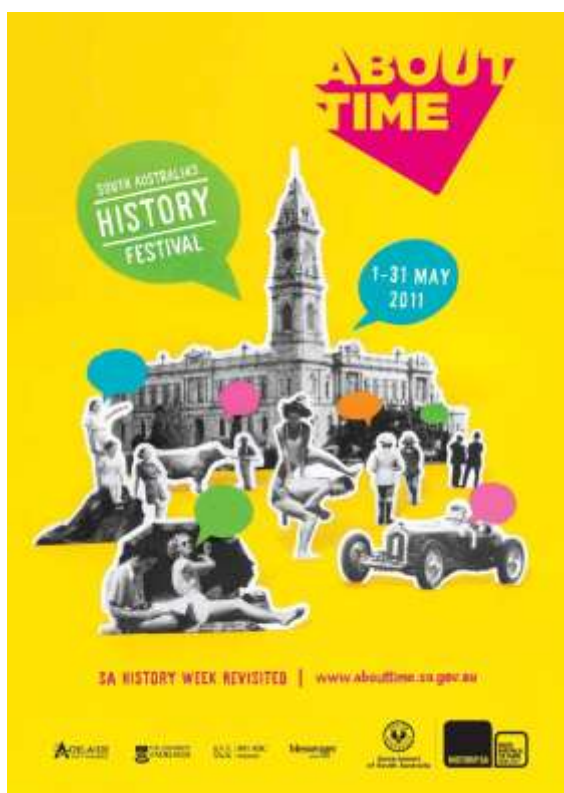
The anniversary of foundation provided an excellent opportunity to both raise awareness and increase understanding of South Australian history in the general community. Interest in marking the anniversary was already high within the history community and there was considerable media interest in foundation stories. History SA was under considerable pressure to expand the annual *SA History Week* program and to provide funding to community groups who wished to present a commemorative event. We were very grateful therefore to receive a special grant of \$175 000 from Government in October 2010. Of this grant \$130 000 was allocated to a community grant program, while the remainder was used to assist in developing *SA History Week* into a month-long festival – *About Time*.

The SA175 Grant Fund provided individual grants of up to \$3000 for small projects commemorating any aspect of South Australia's 175 year history. We hoped that a wide scope would encourage participation from a broad spectrum of community groups, including more recent arrivals, and made a special effort to publicise the program to Aboriginal groups, to ensure that Indigenous perspectives on events since 1836 were included in programmed events. By 30 June 45 community groups had claimed their funding, while funding to several other groups was allocated but not yet claimed. Some commemorative events, notably those on Kangaroo Island, were scheduled to take place in July 2011, reflecting the Island's special status as the location of the first settlement established by the South Australian Company in 1836. Other events will follow later in the year.

About Time: South Australia's History Festival

From modest beginnings in 2004 the annual *SA History Week* program grew steadily, until by 2010 it featured some 400 events. In the past several years we have faced increasing demands to extend the program over a fortnight or a month. This was not feasible from within existing resources, and so we were especially pleased to receive one-off funding from Government in this year to re-badge the week and offer it as a month-long festival. *About Time: South Australia's History Festival* ran from 1–31 May and exceeded all expectations. The program included 504 events, offered by 325 community organisations from every region of the State. Feedback from organisers confirmed that some 94 000 South Australians participated in at least one event. Most events were either free, or asked only a gold coin donation, making it one of the most affordable and accessible festivals offered. It is easily the largest history festival in Australia and many local governments now include the festival in their annual cultural calendars. *About Time* established very clearly the significance that South Australians attach to their history and demonstrated their desire to participate in it.

The *About Time* website was expanded to accommodate enhanced functionality, including the possibility of online registration, which was used by over half of all event organisers. Some 30 000 printed programs were also distributed. *About Time* was supported by several long-term partners, including the Adelaide City Council and the University of Adelaide, while invaluable in-kind support was provided by Messenger Community News and 891 ABC Radio Adelaide. However, it is fair to say that the success of *History Week/About Time* has brought its own dilemmas, as it has now far outgrown the capacity of the organisation to support it without specific operational funding.



About Time History Festival poster

Bound for South Australia

Bound for South Australia, a digital re-enactment of the first nine voyages to South Australia, is one of History SA's main contributions to the 175th anniversary. The site, which is organised as a blog, went live on 22 February. This was the date in 1836 on which the first of the nine vessels carrying intending settlers, left England. The program will continue until 28 December 2011, the date on which the last of the ships, the *Buffalo*, reached Holdfast Bay and the famous Proclamation was read. *Bound for South Australia* brings together a range of original sources from 1836, including captains' logs and diaries and letters from South Australian company employees and emigrants, enriched by a layer of interpretive material. This was the first time these sources, which were scattered in a range of library and archival collections, had been brought together in transcription and made accessible to all. In a successful partnership with the Department of Education and Children's Services, a specific section of the site provides curriculum material for schools for use in the history curriculum. We were delighted when the site was selected by Education Services Australia as the exemplar for online curriculum resources for the new National History Curriculum. The site encourages comment and debate and has attracted a wide following. It has been viewed by over 30 000 users so far and the average time per visit is over six minutes. It is the first such venture of its kind in Australia and shows clearly the potential of the online environment for taking history online.

Exhibitions and other public programs

Each museum presented a lively program of temporary exhibitions and other public programs during the year, both on-site and touring. *Quest for the South Magnetic Pole*, a touring exhibition produced in collaboration with the South Australian Museum and travelled with the assistance of the *Visions of Australia* program, toured to venues in Sydney, Canberra and Melbourne, before returning to regional venues in this State. Also at the Maritime Museum was a new exhibition revealing some of the treasures long held in the collection – *Tip of the Iceberg: Unlocking the Maritime Museum's Stores*. This exhibition marked the 25th anniversary of the Maritime Museum, which opened during South Australia's sesquicentennial year in 1986.

The Migration Museum presented its usual busy program of changing exhibitions, including five community access displays in the *Forum* access gallery. This access gallery was the first of its kind in the world and continues to grow in popularity. Demand for space is strong, with a long waiting list. Larger temporary exhibitions curated by the Museum included *Home is where the heart is*, an exhibition about cultural diversity expressed in and through the home. This very popular exhibition was accompanied in another gallery at the Museum by *Suburban Dreams: house and home in Adelaide, 1945–1965*. *Suburban Dreams* was a collaborative exhibition produced by Community History Programs of History SA and the Architecture Museum, University of South Australia and the two exhibitions complemented each other very well.

At the National Motor Museum a successful exhibition and events program saw a welcome growth in visitors this year. Both the 2010 *Bay to Birdwood* car rally and the ever-popular *Rock and Roll Rendezvous* attracted good crowds and record numbers of vehicle entrants. The future of both events seems assured for the foreseeable future.

Education programs

History SA is fortunate to work in partnership with the Department of Education and Children's Services' Outreach Program and to have the services of two education officers. They present an imaginative and extensive program to schools throughout the year, with additional in-service programs for teachers. With the imminent advent of the National History Curriculum, both have been working to develop programs tailored to the new history content. Interdisciplinary connections are also a priority in programs. The program this year was highly successful, attracting 31 829 children in organised school visits across the organisation.

The Migration Museum also offers regular programs which assist in raising awareness of issues of cultural diversity and Aboriginal history to an adult audience. The highly successful program, *Impact of Settlement*, is one example which has been offered for several years to clients in state and local government. It demonstrates the capacity of museums of history to contribute to general strategies for life-long learning in communities and to assist in building tolerant diverse societies.

In the future more of these programs will be offered online and History SA is working with the Department of Education and Children's Services on another innovative project designed to capitalise on the National Broadband Network as it rolls out across the State. A pilot project is underway in Willunga, site of the first Broadband rollout, linking History SA with local schools, community museums and historical societies, then via video-conferencing facilities to schools throughout the State. As a model, it has potential for many other regions in time.

Presenting South Australian history online

History SA has a large collection of objects and stories which together reflect the history of South Australia. Only a tiny proportion of them are exhibited in our three specialist history museums. For some time History SA has identified the establishment of a general Museum of South Australian History as its priority for future development, but in the interim there is a focus on presenting some of the stories and collections online. History SA is strongly committed to developing a significant web presence, which we believe to be imperative for the future. In the absence of operational funding for this project, the Board and staff made a decision to allocate accumulated Board funds to online development and in the past year we have made substantial progress in designing and developing content for the new online presence. A detailed tender process was completed and web developers Glo Digital were appointed. Sites launched this year included *Bound for South Australia*, the *About Time* festival site

and a new South Australian Community History site. In 2011–12 new sites for each of the museums will be released and work will begin in earnest on a comprehensive site on South Australian history. We were delighted to receive funding through the Major Exhibitions Fund for part of this work – an interactive web project entitled *Every Street Tells a Story*, with accompanying smart phone application. We plan to launch *Every Street* in 2012.

Visitor numbers

While the total number of visits recorded at History SA museums grew during the year, there were internal variations: both the Migration Museum and National Motor Museum saw an increase in visits (of 3.5 per cent and 1.5 per cent respectively) but visits continued to decline at the South Australian Maritime Museum. One of the factors at play in Port Adelaide was undoubtedly the disruption caused by conservation works to the basement, which while very welcome, meant that one of the most popular galleries was closed for several months. Another significant issue is the general ageing of the permanent exhibitions at the Museum. These exhibitions were installed in 1986 and have received no substantial investment in the intervening 25 years. It shows. We know from visitor surveys that most visitors come to the Museum because they have a general interest in maritime stories and collections. It is simply not reasonable to expect that they will continue to pay a substantial entry fee to see the same deteriorating exhibitions, especially when all of the cultural institutions on North Terrace are free. Determined attempts to raise external funds for a major exhibition upgrade have not succeeded so far. On a brighter note, however, education visits increased by 20 per cent at the Maritime Museum in the same period.

The overall total of physical visits to all History SA sites appeared to show a decline this year, (from 301 708 to 296 714) but this reflects the fact that the organisation no longer manages the Queen's Theatre, which was resumed by Arts SA. Closure of the small gallery at the Torrens Parade Ground due to lack of exhibition funding also impacted on visits to that site, although it is still used for conferences and lectures. The Duryea Panorama also remains popular with general visitors and schools. Visits to travelling exhibitions also increased substantially this year (from 61 110 people to 94 011 – an increase of 64 per cent) reflecting the successful tour of the South Australian Maritime Museum's exhibition *Quest for the South Magnetic Pole* in particular, although History SA's small, highly portable exhibitions also continued to be popular in the regions. The overwhelming success of the *About Time* history festival, with 94 000 participants and a steady growth in online visitors, means that overall engagements with History SA's programs increased very substantially over the year.

Strategy 2: Preserve South Australia's material history

History SA manages the State History Collection on behalf of the people of South Australia. At 30 June the collection comprised 48 282 items or groups of items, spanning the full 175 years of the State's history. Several significant donations were added to the collection during the year and these are detailed in the reports from the individual program areas later in the report. They included identity documents, items associated with British child migrants, an early globe purchased with funds from the Friends of the South Australian Maritime Museum, a large collection of naval pictures and several vehicles for the Motor Museum collection. In addition History SA began working with members of the Glenside Hospital Historical Society to transfer the collection associated with the hospital into the State History Collection.

History SA's collection storage capacity was improved by the addition of one floor of the former Public Library storage building at Hindmarsh last year and all of the curators collaborated in organising the area to make it more functional. Since it is not air-conditioned, the space is far from ideal for historical collections in the long term, but it has relieved the potentially greater problem of over-crowding in other areas. Curators worked collaboratively with the South Australian Museum and Artlab on joint disaster preparedness strategies and other management issues. History SA also continued to work with Arts SA and the other cultural institutions towards purpose-built collection storage for all of the State collections.

The large object storage area used by the Maritime Museum near the wharf in Port Adelaide also improved substantially during the year, after the building was pigeon-proofed by the Land Management Corporation. However, it remains an unsuitable environment for the significant items of maritime heritage stored there and alternative storage is an urgent priority.

Strategy 3: Extend partnerships

History SA has a strong commitment to collaborative practice and to building relationships with different community groups. All divisions adopt this approach, but it is expressed particularly strongly in the work of the Community History Programs and the Migration Museum.

Grant programs

History SA's work with regional and volunteer communities – museums, historical societies and local history centres – is an important part of our work program. It is actively pursued through the Community History Programs division, located in the Directorate office in Adelaide. This unit administers two grant programs – the Community Museums Program and the South Australian History Fund – and supports both with an active series of regional training workshops offered throughout the State. Both grants programs are immensely important sources of assistance to the largely volunteer organisations that administer most of the State's local museums and history programs and are always heavily over-subscribed. The varied projects they help to fund are important contributors to regional tourism initiatives, but are also important components in the complex cultural mix that helps to sustain rural and regional communities in the longer term. The details of this year's grants are available in the more detailed report of the Community History Programs and in the appendices. This year the section also managed an additional grant program – the SA175 Grant Fund, discussed earlier.

Community history online

An important achievement this year was the launch in May by Hon John Hill, Minister Assisting the Premier in the Arts, of a new site for community history and museums – www.community.history.sa.gov.au. The web 2 enabled South Australian Community History site is the first of its kind in Australia. It provides a single access point to resources, professional advice, historical events, news and community events of historical interest, along with social networking functionalities. Future plans include the capacity to upload collection descriptions to provide virtual access to the State's Distributed Collection. (The collections held by all historical organisations in the State).

Most importantly, the site provides a directory of museums and historical societies throughout the State and provides them with the opportunity to create their own pages, conduct their own discussion groups and generally exchange information between each other and with the online community. Several museums have already begun to use the site in this way and we hope that this function of the site will grow rapidly.

Although face-to-face visits and workshops will continue to be an important aspect of the unit's work in the future, we hope that the South Australian Community History site will also serve an important professional development function, providing online training to regional museums and societies in collection management, preservation practices and interpretive techniques at any time. We also plan to trial video-conferencing of workshops as regional facilities improve to increase access to our knowledge, especially for more remote groups. A successful partnership with Artlab Australia in the delivery of preservation training is an important aspect of this work.

State History Conference

An important gathering of the extended historical community takes place each year under History SA's auspices at the State History Conference – an event unique in Australia. This year's conference, the 19th, was held in Murray Bridge as part of History SA's contribution to the Regional Centre of Culture program. Entitled *Cross-currents*, the conference attracted 172 delegates to an engaging program of papers and regional tours. Partners in the conference were Ripples: Regional Centre of Culture, the Rural City of Murray Bridge, the Department for Environment and Natural Resources, State Records of South Australia, the History Council of South Australia, the Historical Society of South Australia, and Museums Australia (SA Branch). Themes discussed were the histories of environment, water and Aboriginal history, amongst others. This conference continues to bring together scholars, public historians and community historians in a lively exchange of ideas. Regional conferences also make an important contribution to regional historical knowledge and to regional tourism.

Working with diverse communities

History SA pioneered collaborative work with immigrant communities in museums and has continued to lead in this practice. Each year the Migration Museum works with a wide range of community groups to create interpretive programs and develop the collection. We are equally committed to ensuring that Aboriginal perspectives are reflected in the history we present. In addition to the work of the Migration Museum, Community History Programs worked with Reconciliation SA to produce the education resource *Citizenship: Let's Talk Recognition* and a film about the experiences of Aboriginal veterans entitled *For Love of Country*. Both were launched in Reconciliation Week. The State History Conference also had a strong Indigenous history theme.

Strategy 4: Foster research

History SA is committed to supporting and extending research in South Australian history, both through our own programs and in association with the university and community history sectors. This year saw continued progress in a research partnership with the University of South Australia on the urban history of Adelaide and the University will be a partner in our *Every Street* project next year. The Migration Museum also progressed an ARC application with the University of Adelaide on migrant hostel stories. Several initial meetings with potential oral history interviewees were held and there is wide community support for the project. Both an exhibition and a book are the intended outcomes, along with extensive online content. The archaeology of Port Adelaide is the subject of a successful ARC Linkage project involving Flinders University and the South Australian Maritime Museum. The project supports a doctoral student in her research and will ultimately inform exhibition and other public programs at the Museum.

We were also able to support two researchers with grants in the South Australian History Fund this year. Yvonne Routledge has been supported to research and write a manuscript of the career of James Arthur Prescott in South Australia and the Australian Meteorological Association to research the impact of weather and climate on early settlement in South Australia.

A notable achievement this year was Allison Russell's award of a Churchill Fellowship to research programs extending museum outreach through community health and areas not always associated with museum programs. During her visit to the United Kingdom she visited more than 40 museums and has already put some of her ideas into practice at the National Motor Museum. While overseas she also attended and presented a paper at an international conference at the Imperial War Museum. The conference focussed on the challenge of dealing with very large objects in museum collections. I also presented a paper at the International Council of Museums, History and Archaeology Conference held in Helsinki in June. The conference addressed issues involved in presenting 'difficult histories' in museums and drew speakers from 18 countries. One outcome of this conference may be a collaborative, online international exhibition.

Strategy 5: Manage resources

Resource management

Once again History SA managed a large public program, as well as three significant heritage sites, on a very modest allocation from Government, augmented by income from admissions and other external sources. Earned or external income amounted to 25 per cent of the total budget.

In recent years the History SA budget has allowed no allocation for minor works, which places significant pressure on breakdown and routine maintenance. We were very relieved therefore to receive an allocation from Arts SA during the year to address significant dilapidation at the Maritime Museum. Extensive repairs were completed on the main exhibition building (the Bond Store), the 1860s bank building and the sail maker's loft, all on Lipson Street. Although museum programs were disrupted, affecting visitor numbers adversely, it was wonderful to see these heritage assets preserved. We would have liked to have been able to redevelop the old exhibitions in the restored basement at the same time, but this was not possible within the budget.

Several smaller capital projects were also completed at the Migration Museum. A second disabled access ramp now allows disabled access to the Lying-in Hospital and new modern signage was installed.

ICT – development and maintenance

Amongst the major resource challenges facing the organisation is the capacity to develop and maintain credible information technology programs, especially online. While we have managed to create the capacity to develop new online programs, the funding has been sourced from grants and other external sources. Sustainable operational funding in this area is an urgent necessity if History SA is to maintain its presence online and grow it into the future. Such programs are imperative, especially given the projected demand for Australian content for the National Broadband Network.

Amongst staffing changes during the year we were delighted to welcome Marianne Norman as Director of the National Motor Museum. Marianne was formerly Manager of the Bay Discovery Centre, City of Holdfast Bay.

Conclusion

I continue to be grateful for the commitment of History SA's Board, staff and volunteers and thank them sincerely for their efforts again this year. Together we manage consistently to 'punch above our weight' and that has been especially true in this commemorative year. I also thank our many partners in government, business and the community for their support in our history-making endeavours.

MARGARET ANDERSON
Chief Executive

History SA — Directorate, Torrens Parade Ground, Victoria Drive, Adelaide 5000
Telephone: +61 8 8203 9888 Fax: +61 8 8203 9883
Website: www.history.sa.gov.au
Email: staff@history.sa.gov.au



Example of more detailed historical information supporting the blog posts in *Bound for South Australia*
<http://boundforsouthaustralia.net.au/journey-content/burial-at-sea.html>

Highlights 2010–11

Visitor numbers

- total site attendances 296 714
- attendance at touring exhibitions 95 011
- attendance at *About Time: South Australia's History Festival* events
 - 94 000 visits
 - 514 events
 - volunteers contributed 18 104 hrs

Online

- new websites launched
- *Bound for South Australia*: a digital re-enactment of the first nine voyages to South Australia (with Department of Education and Children's Services)
 - 26 000 unique visits to 30 June 2011
 - *Bound for South Australia* selected as the exemplar for online resources in the National History Curriculum
- South Australian Community History website – www.community.history.sa.gov.au. Interactive community history site (2011)

Exhibitions

- 20 onsite exhibitions produced
- one interstate touring exhibition *Quest for the South Magnetic Pole*
- 21 community-partnership exhibitions produced in-house
- seven temporary exhibitions addressing aspects of cultural diversity
- awarded Major Exhibition Fund grant of \$250 000 for online exhibition *Every Street Tells a Story*

Events and other programs

- *Bay to Birdwood Run* and *Rock and Roll Rendezvous* continued to grow
- 180 programs presented in association with culturally diverse communities
- 391 programs presented increasing understanding of Indigenous history
- successful State History Conference at Murray Bridge with 172 registration
- 157 volunteers contributed 34 068 hours to assist in History SA programs

Collections

- 295 new items added to the State History Collection

Principal objectives 2011–12

Relevant documents: History SA Strategic Plan 2010–13 and History SA Business Plans 2010–13

Subject to funding in 2011–12 History SA intends to:

Visits

- increase on-site visits to contribute to South Australia's Strategic Plan target of 20 percent by 2014
- increase online visits by 20 percent

Online programs

- manage the *Bound for South Australia* digital history project to December 2011
- launch new sites for three museums and corporate site
- scope *History Hub* and *Every Street Tells a Story* in partnership with the Department of Education and Children's Services
- complete projects in partnership with the Department of Education and Children's Services – Willunga/Mallala online curriculum project

Exhibitions and public programs

- open *Bound for South Australia* exhibition at the South Australian Maritime Museum in August 2011
- complete *Who Are We Now?* and launch at the Migration Museum in November 2011
- complete *A Sunburnt Country* exhibition at the National Motor Museum

Community access exhibition program

- complete four Forum exhibitions at the Migration Museum
- complete nine Club space exhibitions at the National Motor Museum

Present the following events

- *Bay to Birdwood Classic* at the National Motor Museum, September 2011
- *Rock and Roll Rendezvous* at the National Motor Museum, April 2012
- Twentieth State History Conference, Adelaide, August 2011
- *About Time: South Australia's History Festival*, May 2012 (budget permitting)

Community History Programs

- manage Community Museums Program grants and South Australian History Fund (July–October 2011)
- expand the www.community.history.sa.gov.au website by communities
- develop collection descriptions for access to the Distributed State Collection
- advocate for improved funding for facilities management, including for History SA's heritage assets, collection storage and exhibition program
- continue to implement the OHS&W strategic plan
- grow the extent of ex-budget revenue
- work with Arts SA to achieve a more satisfactory outcome for storage of the State History Collection
- progress History SA's Sustainability and Greenhouse Gas Reduction Plan
- continue to provide meaningful development opportunities for History SA staff
- market History SA programs effectively in a range of media, including online

Divisional Reports

Community History Programs

Community History Programs supports and promotes South Australia's history through the Community Museums Program, grant funds, management of part of the State History Collection and public programs including exhibitions, digital history projects, *About Time: South Australia's History Festival* and the State History Conference.

In 2010–11 Community History Programs made considerable advances in the online environment with the further development of the *About Time* website, the launch of the South Australian Community History website and participation in the digital history project *Bound for South Australia*.



Ngarrindjeri Mimir Kykulan performing a sung Welcome to Country at Cross-currents: the 19th State History Conference, Murray Bridge, 6–8 August 2010

Community History Programs

Exhibitions and public programs

About Time: South Australia's History Festival

This year saw a transition to a festival identity for the program formerly known as SA History Week. *About Time* ran from 1 to 31 May 2011. The expansion for 2011 to a month-long program was made possible by a grant from the Government in recognition of the 175th anniversary of South Australia.

A total of 514 event registrations was received from 325 event organisers – a 25 per cent increase on 2010. Over half of all events were registered online. The printed materials and website were redesigned to reflect the program's new identity and, in the case of the website, to offer enhanced functionalities. In the first week of April 2011 marketing material, including 30 000 printed programs, was distributed throughout the State and the new website went live. The Festival was launched with the South Australian Community History website by the Minister at a well-attended function on the evening of Tuesday 3 May.

About Time events in 2011 ranged from a historically-themed dinner to workshops for children, and included guided tours on foot, by bus and car, all-day symposiums, exhibitions and displays, book launches, film screenings, performances, talks and workshops – and, for the first time, digital history. Events were held across the State, and three-quarters of all events were free or required a gold coin donation, making the History Festival a program accessible across income groups. Evaluation indicates that over 94 000 people attended a history festival event, and feedback from both event organisers and participants was overwhelmingly positive.

Cross-currents: the 19th State History Conference

The 19th State History Conference was held in Murray Bridge from 6 to 8 August 2010. A total of 172 delegates attended, and enjoyed sessions on a range of themes related to history and the environment, with a focus on water and the local region. The newly-refurbished Murray Bridge Town Hall provided the conference venue. Delegates were welcomed to Murray Bridge on Friday evening by Mayor Allan Arbon at a reception hosted by the Rural City of Murray Bridge, and the conference dinner was held at Monarto on Saturday evening. Five tours introduced delegates to the region in more depth. The support of the Ripples: Regional Centre of Culture program and the Rural City of Murray Bridge were significant factors in the success of the conference. Other partners were the Department of Environment and Natural Resources, State Records of South Australia, the History Council of South Australia, the Historical Society of South Australia and Museums Australia (SA Branch).

Bound for South Australia

Community History Programs staff and volunteers made a significant contribution to this digital history project. The curator took on the content producer role, the senior curator took on a content editor role and managed the primary sources, and these staff as well as volunteers also researched and wrote content for the site.

The site went live on 22 February. At 30 June the website has been live for 19 weeks and has attracted over 24 000 visits, consistently averaging over 1200 visits per week. The average time spent on the site is six minutes. Weekly emails go out to over 1500 newsletter subscribers, and social media including Facebook and Twitter continue to attract numbers.

South Australian digital history project and Every Street Tells a Story

Work commenced on the South Australian digital history project, which will develop into a comprehensive and interactive online resource for South Australian history. Communication has been established with the many authors who contributed to the 2001 publication, *The Wakefield Companion to South Australian History*, about revising and enriching their entries to form a core of authoritative content for the site. The response has been positive, and the project is now proceeding to the next scoping, and editing, stage. Scoping of content for the *Every Street Tells a Story* project commenced following the receipt of funding.

Suburban Dreams: house and home in Adelaide 1945–1965

This exhibition about post-war housing and suburban development in Adelaide was developed in partnership with the Architecture Museum, University of South Australia, and co-curated by Mandy Paul and Julie Collins. The exhibition was installed at the Migration Museum in June 2010 and formally opened with an afternoon tea function on 14 July. The exhibition ran until 24 March 2011.

Travelling displays

Community History Programs travelling displays, *The Voice of the People* and *Blue Jeans and Jungle Greens*, continued to tour the state, and this year were hosted by a number of venues, particularly regional libraries.

Collection management

Community History Programs continued to manage the Directorate collection. Notable acquisitions in the 2010–11 year were a number of items from the Glenside Hospital Historical Society relating to the history of mental health in South Australia.

History SA has been working closely with the South Australian Museum, co-tenants at the Hindmarsh store, including in the development of a joint disaster management plan.

Community History Programs' curator co-ordinated a number of collection-related programs across the organisation, including the first stage of the collections for the web project, the Collections Management Policy review and the Collection Level Descriptions for the Museum Metadata Exchange project, a national project of the Council of Australasian Museums Directors, funded by the Australian National Data Service.

Community history and partnerships

South Australian Community History Website

Development of the South Australian Community History website was a major focus for the division throughout the year, especially in the months leading to the launch of the site in May. Preparing extensive and varied content for the site, and working with historical groups to develop their profiles, were key aspects of this work. The website provides a single point of access to resources and professional advice, a directory of history organisations, an events calendar, news about community museums and community history activities within South Australia, and a host of social media functionalities. The South Australian Community History website was launched by the Minister Assisting the Premier in the Arts, Hon John Hill, on 3 May.

Community Museums Program (CMP)

Community History Programs staff continued to work closely with the 61 museums registered or accredited in the Community Museums Program (CMP), assisting with their specific projects and providing advice and skills development opportunities to allow them to continue to meet the CMP standards. During the year discussions were held with several additional museums regarding either becoming a registered museum or working towards museum accreditation. Less fieldwork was undertaken than in previous years, but considerable work was done with the CMP network working towards providing content for, and becoming active users of, the South Australian Community History website.

Four accredited museums – the Embroiderers' Guild Museum, Unley Museum, Ayers House Museum and Melrose Courthouse Heritage Centre – fell due for re-accreditation assessment during the year. Considerable support was provided to the museums during this process and they are the first CMP museums to be assessed for accreditation using the new National Standards for Australian Museums and Galleries.

Continuous advice, assistance and support in all aspects of museum work, collections management and care, undertaking historical projects and the practice of history were also delivered to the broader community history network. Several specific skills development opportunities and information sessions were offered, including a digital photography session at the State History Conference, a workshop during the *About Time* history festival, and a web skills session for users of the South Australian Community History website.

SA175 Grant Fund

To assist community groups to acknowledge the 175th anniversary of the foundation of the Province of South Australia, the Unit administered a one-off grant fund using \$130 000 made available by the South Australian Government. The SA175 Grant Fund provided individual grants of up to \$3000 for small projects that explored any aspect of South Australian history. History SA received 116 applications seeking more than \$310 000 in funding. At 30 June 2011 \$115 435 had been distributed to 45 community events, interpretive projects, publications and preservation projects being undertaken throughout the State. Other groups were still to claim their grants, although the funds were committed.

South Australian History Fund (SAHF)

The South Australian History Fund is \$35 000 per annum. It is available to community groups for funding for small history projects, historical publications and scholarly research projects. Applications closed on 30 July 2010. Forty-seven applications were received seeking a total of \$119 232 in funding.

Partnerships

History SA's ongoing relationship with Reconciliation SA continued in 2010–11, and staff contributed to the 2011 education pack *Citizenship: Let's Talk Recognition* and the development of *For Love of Country*, a film about Aboriginal war veterans. Program staff also represented History SA in forums, including the National Archives Consultative Forum, and continued to work with colleagues in South Australia's three universities and other government agencies, including the Bureau of Meteorology.

Research projects

Divisional staff managed a number of small research projects including historical research for a film commissioned by Reconciliation SA, *For Love of Country*, a film about the experiences of Aboriginal war veterans, and a bibliography of historical sources relating to Eyre Peninsula.

Resource management

Curator Jan Mudge retired in December 2010 and the position was filled by Kristy Kokegei (formerly Dermody). Prior to this Kristy worked for three months scoping and coordinating a collections project for future online programming. Karen Blackwood started work as Administrative Officer, Community History Programs, (0.8 FTE) in November 2010. Prior to this Karen provided casual administrative support. The Senior Community History Officer and Community History Officer worked varying FTE during the year, following Amanda James' return to work from maternity leave.

Conclusion

This year has seen a successful shift in the orientation of Community History Programs towards online projects. Developing and making the most of the opportunities provided by the new South Australian Community History and *About Time* websites, and the *Bound for South Australia* website, proved challenging for a small work team but will provide long-term benefits. We continue to be delighted by the success and growth of our flagship public program, *About Time*, which engaged 94 000 South Australians with their history in just one month.

MANDY PAUL and AMANDA JAMES
Community History Programs

History SA — Directorate, Torrens Parade Ground, Victoria Drive, Adelaide 5000
Telephone: +61 8 8203 9888 Fax: +61 8 8203 9883
Website: www.history.sa.gov.au
Email: staff@history.sa.gov.au

Opening Hours

9:00am–5:00pm Monday to Friday
Closed Weekends and Public Holidays

Divisional reports

Migration Museum

The Migration Museum opened in November 1986 as the first museum of immigration history in the world. It is a social history museum with a mission to collect, preserve, document and interpret the cultural traditions of South Australia's immigrants. Over the past 25 years the Museum has met this challenging brief through a busy and creative program of changing displays, education programs and special events. It has also developed a significant collection of objects with particular strengths in documents and textiles. The Museum continues to work closely with individuals and community groups in order to achieve its goals and is well-known and respected among South Australia's immigrant communities. The Museum has also been a tourist destination for overseas and interstate visitors. Its main galleries continue to draw favourable comments from visitors for their depth of content and innovative presentation.



Uighur-Australian children adopt the statue of *The Immigrants* in the Museum's courtyard, June 2011

Migration Museum

The Migration Museum's program of changing exhibitions reached a new high with visitors being able to access eleven different displays in three gallery spaces over the past 12 months, in addition to the Museum's main galleries on the chronological history of immigration to South Australia. Education programs also took on a new look through the research, production and performance of a play based on the history of the site. While visitor numbers to the Museum have increased overall from the previous year, site works affected visitation in some months. New signage in the Museum's courtyard and on Kintore Avenue has given the Museum's appearance a lift.

Exhibitions and public programs

The Migration Museum featured six main changing exhibitions during the last 12 months, plus five smaller changing exhibitions in the *Forum* community access gallery. This very strong exhibition program was complemented by associated special events. An exhibition in Gallery 2 on the importance of the home in the ways immigrants of the post-World War Two era adjusted to their new lives in Australia, *Home is where the heart is: South Australian immigrants in the 1950s and '60s* remained open until February 2011. Its companion exhibition in Gallery 8, *Suburban Dreams: house and home in Adelaide 1945–1965*, produced by History SA and the University of South Australia, remained open until late March, when it was succeeded, in April, by an exhibition mounted by the Associazione Nazionale Famiglie degli Emigrati Inc (ANFE) to celebrate its 50th anniversary. ANFE's exhibition was followed by one featuring the Migration Museum's collection of community banners. A partnership between the Migration Museum and the Adelaide Central School of Art resulted in eight artists being inspired by objects in the Museum's collection to produce an exhibition called *Home Stories*. The exhibition won the 2011 Adelaide Fringe Festival's Eran Svigos Award for the best visual arts display. In June the Museum opened a major travelling exhibition about British child migrants. *On their own, Britain's child migrants* was produced by the Australian National Maritime Museum, and National Museums, Liverpool, United Kingdom, and was toured by the National Collecting Institutions Touring and Outreach Program.

The Migration Museum's *Forum* curator worked with four community organisations and one individual exhibitor who presented successive exhibitions in the *Forum* Gallery. These were Holocaust survivor and sculptor Andrew Steiner, the Pontian Brotherhood of South Australia, the Pakistani Australian Association of South Australia, the San Rocco Committee and the East Turkistan Australian Association of South Australia. A series of education workshops on the Holocaust provided by Andrew Steiner was booked out by schools. Each of the other community groups took a different perspective on presenting their history and culture, but a common theme throughout was the contribution that their community members had made to South Australia.

The Museum's many education programs continued to be highly successful with schools. A special highlight of the year was a performance *Destitute!* that was researched and acted by Migration Museum staff and produced by the Education Manager for the *Come Out Festival* 2011. The play was repeated during *About Time: South Australian History Festival* to sell-out audiences. In addition to the Museum's regular programs, education staff presented numerous sessions of the role play workshop *Impact*, on the history of the impact of colonisation on Aboriginal peoples to schools, external corporate groups and the Magill and Cavan Training Centres.

Collection management

At 30 June 2011 the Migration Museum had 7749 objects in the collection with 7277 entered in the database. Eighteen donors contributed a range of items with highlights being a number of identity documents, a model house, a banner made by former British child migrants living in South Australia, a Wendish dress and a trunk brought to South Australia on the SS Goya by a displaced person in 1949.

The Museum lent items from its collection to several organisations, including a tricycle to the National Museum of Australia for its *Forgotten Australians* exhibition which will tour for seven years. The John McDouall Stuart Society borrowed a number of historical relics for their display for the History Festival, *About Time*, and the Museum also lent a selection of objects to the Adelaide Central School of Art for their highly successful collaborative exhibition *Home Stories*. The Museum's collection continued to be accessioned and researched with the assistance of volunteers who carried out a wide range of tasks – care of the weapons collection, oral history interviewing and transcribing, accessioning objects, photographs and library books, compiling an inventory of the textile collection and data entry and editing. The Museum thanks the volunteers for their indispensable work.

Community history and partnerships

The Migration Museum maintains strong working relationships with community groups especially through the exhibition program for the *Forum* community access gallery. This year applications to use the *Forum* extended up to the end of 2014, with a further waiting list that would take until 2017 to complete. The gallery space is offered free of charge and community groups work with the Forum curator over a period of six months to prepare their exhibitions. Community groups provide inservices on the displays for education staff who take tours. The Museum held a *Past, Present and Future* Forum event for Social Inclusion week in November 2010. Past and present exhibitors spoke about their experiences in using the Forum to representatives of groups who were yet to mount their displays. The Museum contributed a variety of events to the history festival *About Time* in May. There was a morning tea for all the participants in the Museum's *Hostel Stories* research project, a curator's tour that made connections between the work of collecting and exhibiting objects, an artists' talk given by three artists who participated in the *Home Stories* exhibition and two performances of the in-house production *Destitute!* based on the lives of the women who lived in the former Destitute Asylum which now houses the Migration Museum. All events were very successful.

The Museum's curators and the Education Manager gave workshops and talks to many community groups, both within the Museum and at external venues. They also worked with history students doing internships on research and exhibition projects through partnerships with the University of Adelaide and the University of South Australia. A partnership between the Museum and No Strings Attached Theatre of Disability saw the Chapel used as a venue for performances of the play *Trapped* during the Adelaide Fringe Festival in February 2011. The play won the Graham Smith Peace Trust Award for 2011 and received great acclaim from the critics. It also brought new audiences to the Museum and was possible because of the completion of a new access ramp to the Chapel, funded jointly by the Museum and the Department of the Premier and Cabinet.

The Migration Museum's Foundation Committee continued to work to advance the interests of the Museum among the wider South Australian community. Among other ventures the committee had information booths at the Genealogy Society's Expo in July 2010 and the Italian Festival *Carnivale* in February 2011. Two special tours by the Museum's Director were offered to groups of business leaders to attract corporate sponsorship to the Foundation. October 2010 marked the 10th anniversary of the Foundation and Lord Mayor Michael Harbison hosted a reception at the Adelaide Town Hall for the occasion. Over the past year the Foundation grew by 92 members to make a total membership of 1967 members. The Museum held three functions to welcome new members and held a film screening of *Oranges and Sunshine* to complement the travelling exhibition *On their own, Britain's child migrants*.

Research projects

The Migration Museum is a partner in two University of Adelaide proposals for Australian Research Council grants. The first is with Dr Paul Sendziuk of the History Department on a national oral history project on Stalin's Poles. The other is with Associate Professor Rachel Ankeny, also of the History Department, on a research project on immigration reception centres or 'hostels'. The latter project links with the Museum's ongoing research and oral history project *Hostel Stories*. The Museum's curators and Director supervised several interns over the past 12 months: they contributed substantial pieces of research towards future public programs.

Resource management

Museum staff said a sad farewell to two long-time staff members during the year – part time Operations Manager Pamela Graham and Designer Margaret Degotardi. We welcomed Joylyne Teh as the new Operations Manager. The Museum's grounds are looking brighter for new signage and posters, and visitors are able to locate the Museum more clearly with a large new sign on Kintore Avenue. A second and smaller access ramp was completed this year providing access to ground floor gallery spaces in the old Lying-in Hospital building.

Conclusion

The variety of exhibitions and education tours and workshops offered this past year is a testament to the hard work of the Museum's staff and volunteers. Their continuing goal is to make the history of South Australia's immigrants as accessible and enjoyable as possible.

CHRISTINE FINNIMORE
Director

Migration Museum — 82 Kintore Avenue, Adelaide 5000
Telephone: +61 8 8207 7570 Fax: +61 8 8207 7591
Website: www.history.sa.gov.au
Email: migration@history.sa.gov.au
Admission by donation

Guided Programs

1:00hr: \$4.00 per student / Schools deemed disadvantaged \$2.00 per student
1:50hrs: \$5.50 per student / Schools deemed disadvantaged \$2.50 per student
2:00hrs: \$7.00 per student / Schools deemed disadvantaged \$3.50 per student

Opening Hours

| | |
|----------------|-------------------------------|
| 10:00am–5:00pm | Monday to Friday |
| 1:00pm–5:00pm | Weekends and Public Holidays |
| Closed | Christmas Day and Good Friday |



The Most Reverend Philip Wilson, Roman Catholic Archbishop of Adelaide, and the Hon Grace Portolesi, Minister for Multicultural Affairs, in the *Forum* Gallery at the Migration Museum for the launch of the San Rocco exhibition, 26 March 2011

Divisional reports

National Motor Museum

The National Motor Museum's reputation as the centre for Australian motoring history continues to develop – a long way from its beginnings as a small private motorcycle museum in a disused flourmill in 1965. Its acquisition by the State Government in 1976 and subsequent incorporation into the newly formed History Trust of South Australia in 1982 laid the foundation for the development of a museum of international standing and a major South Australian tourism attraction.

Today the Museum displays over three hundred vehicles in three pavilions. It presents the history of the motor vehicle in Australia and the ways in which the motor vehicle has changed Australian society.



2011 Rock and Roll Rendezvous Spirit of the Day Winners

National Motor Museum

2010–11 was a busy year. It included two of the Museum's most successful major events for a number of years, and some significant achievements relating to sponsorship and facilities management. Whilst an increase in school bookings contributed to higher visitor numbers, events also contributed significantly, helping to counteract the decline in general visitation during the colder months of the year.

Exhibitions and public programs

Exhibitions

Our Club Space – managed by Curator Matthew Lombard – continued to be a popular way of engaging with the many motoring clubs in South Australia. Every three months two different clubs are given the opportunity to display their vehicles and owners take the opportunity to share their particular passion with the public. A dynamic and community-driven space, this area remained popular with visitors.

Senior Curator Allison Russell worked with film-maker Ashley Starkey and design team Arketype on a small travelling exhibition for Holden. The exhibition and films explore Holden ute owners' affection for their vehicles. After several months at the Museum, the exhibition will be toured by Holden as part of their sponsorship agreement with the Museum.

Events

Rock and Roll Rendezvous

As noted above, our two major events were extremely successful this year. Pauline Renner ensured that the 20th *Rock and Roll Rendezvous* headlined by Glenn Shorrock met the high expectations of the community and other stakeholders, enlisting and maintaining sponsorship from a variety of sources, fine tuning the event planning and coordinating the various staff and volunteers on the day. 5350 people attended the event, the best result since 2000, and final vehicle entrant count on the day was 467, the highest number since 1996. We received very positive feedback from entrants, visitors, stall holders and partners about the event. Congratulations and thanks to Pauline and the many staff and volunteers who worked on the day. For the second time, the day commenced with an optional run for participants, which began at Torrens Parade Ground with a breakfast from 7:30am. 77 participants then cruised to the National Motor Museum.

Bay to Birdwood Run and Classic

Approximately 8400 people were onsite at the Museum to enjoy the finish of one of the world's iconic historic motoring events – *The Bay to Birdwood Run*. This was the 30th anniversary event, and again the event's patron, the Governor of South Australia, His Excellency Rear Admiral Kevin Scarce AC CSC RANR, presented the prizes on the day, and also met current and past committee members at an afternoon tea in the guest function area. *The Bay to Birdwood Run* alternates with the *Bay to Birdwood Classic*. The Classic was officially launched at Rundle Mall on Tuesday 28 June 2011 to promote the event to the wider public and to encourage entries. The launch event featured a display of classic cars and motor cycles dating from the 1950s, 1960s and 1970s. Martin Haese, Founder and Managing Director of Retail IQ and General Manager of Rundle Mall Management was appointed as the new Chairperson of the Bay to Birdwood Management Committee. Re-nominated to the management committee were Stephen Henderson, representative of the Federation of Historic Motoring Clubs of SA and Marianne Norman as the National Motor Museum representative.

Other events

The Museum was successful in attracting a number of Show events to the grounds. The All Ford Day was by far the largest, but others have also been successful: the inaugural Adelaide Small Ford Show was held at the Museum in February, and the Vintage and Veteran Motorcycle Club again used the grounds as the base for their annual Figure 8 Rally in March. The Museum also hosted the 50th anniversary E-type Jaguar rally, a swap meet and motorcycle run organised by the Freemasons and a visit from the Zippel Cruisers.

Education and holiday program

Our schools and holiday programs attracted 4917 participants this year (up six per cent from last financial year). We continued to receive positive feedback about programs and presenters.

Collection management

The curation team continued to work on the management of the significant collection of vehicles, memorabilia and other objects in our care. With limited storage and display space available, the commitment to take additional vehicles into the collection is a large one. This year the Acquisitions Committee accepted the following vehicles: a 1985 SAAB model 900i sedan, the 1991 Yamaha 'Bullet', Land Speed Bike and a 1913 Newton Bennett, along with a number of motoring-related non-vehicle objects. Curatorial Officer, Immanuel Hansen and a team of skilled volunteers also put in a significant effort towards keeping many of the collection vehicles operable.

Curatorial staff continued to manage a large number of requests for information about the collection, ably assisted by a group of volunteers – Wolfgang Warmer, Chris Bennett, Richard Sage, Dave Richardson, Darryl Grey and Lindsay Cremmin. We focused on ensuring that our storage areas met OHS&W requirements, which included insulation of the workshop, relocation of the Mill collection items and working towards ensuring that policies, procedures and training were up to date.

Community history and partnerships

Each year the Museum aims to promote the collection and support historic motoring events by having a presence at a number of Club Days. This year the Museum was present at All British Day, Street Machines, the Bendigo Swap Meet, and Old Skool New Cool. We also organised a very successful *Motoring in the Mall* in Rundle Mall display to accompany 891 ABC Adelaide's outside broadcast at the start of this year's *About Time* history Festival in May.

Various National Motor Museum staff and volunteers participated in a number of activities as part of the Festival. Allison Russell and Andrew Applebee represented the museum at Flinders Medical Centre with the Motorworks program. Minister Assisting the Premier in the Arts, the Hon John Hill, just happened to be visiting the hospital at the time and started up a model T Ford which Andrew arranged to have on display for the day. 'Minister Hill was presented with a model T Ford miniature as a memento of his visit.

In addition Allison Russell and Pauline Cockrill ran Museum in a Memory Box, a workshop about providing object handling opportunities for people experiencing memory loss. Allison also liaised with Flinders University Library to present *History at the Movies – Australian History on Film*, which featured a selection of 16mm documentaries on Australian motoring from the fifties and sixties. Screenings were held at Torrens Parade Ground and Flinders University.

In 2009–10, Pauline Cockrill and Allison Russell worked with the Morris Register of SA (MRSA) towards an oral history project to celebrate the 75th anniversary of the release of the Morris 8/40. In August 2010, Pauline and Allison visited Resthaven at Malvern with members of the Morris Register and a number of historic vehicles. Many residents from the home came out to have a look at the vehicles in the car park, and shared their stories and memories. Some also took the opportunity to go for a ride with the vehicle owners.

The Museum is also interested in exploring other community partnerships. Employment Options approached the museum with a view to a group of youths restoring a motorcycle from the collection. A Benelli motorcycle was selected and a small group of young men has been working on this project. As part of the project they have visited the Museum twice during first semester – once for a tour of the Museum and the second time during the History Festival to present an update on the project.

In the context of motor museum professional practice, Matthew Lombard continued as Secretary on the Australian Motor Museums Association (AMMA), which assists with the promotion of and support for motor museums and collections around the country. The Museum also had a presence during two days (Friday and Saturday) of the 2011 Clipsal 500 Adelaide as part of the 'Route 66 display', promoting the *Rock and Roll Rendezvous*.

Research projects

Allison Russell was awarded a Churchill Fellowship to travel to the United Kingdom to undertake research into programs which link museums with community groups. She visited more than 40 museums during her time away, and also attended the 'Big Stuff' conference at the Imperial War Museum, in Duxford, where she presented a paper co-authored with Joanna Romanos from Artlab about caring for the National Motor Museum vehicle collection.

Allison also presented two papers at the State History Conference in August – one in collaboration with Joanna Romanos from Artlab about strategies for keeping working objects in museums operational and the other about Samuel MacIntosh, who was a key player in the early Murray River irrigation schemes in South Australia.

Resource management

The Museum's major sponsor, GM Holden Ltd, continued to support the Museum, with Marketing Manager Kym Cheek ensuring that this long-term, successful partnership continues into the future. Our strong association with Eastside Automotive continued with the naming rights of the *Rock and Roll Rendezvous*. The quality of the major events at the Museum continued to make them attractive propositions for smaller sponsorships. Business Manager Sue Wheeler's attention ensured that shop sales were again excellent. Strong income across all lines helped to offset increased operational costs.

Marianne Norman commenced as Director of the Museum in March, having previously been Manager of the Bay Discovery at Glenelg with the City of Holdfast Bay since its inception in 2001. Senior Curator Allison Russell completed her time as Senior Community History Officer within Community History Programs and returned to the Museum, stepping into the Acting Director position following Kym Hulme's resignation. Pauline Cockrill continued to provide assistance to the curatorial team on a part-time basis. Paul Swain assisted with groundwork during Ian Hay's absence during the first five months of this year. Facilities Coordinator, Kathy Edelbauer was relocated to the Migration Museum for a period of 18 months. Kathy has since secured employment elsewhere and we wish her well.

A large team of volunteers continued to provide much needed services at the Museum, across the Museum's curatorial, research and workshop areas and we acknowledge their help gratefully.

Conclusion

This has been a successful year for the National Motor Museum. The Museum made significant steps in the care of Australia's motoring history and also created and maintained important community partnerships. The National Motor Museum continued to be one of the Adelaide Hills' key tourism destinations, and its reputation in Australia and beyond is growing. Visitor surveys demonstrated that museum visitors and public program participants continued to be delighted by their experiences within the Museum, and for this we acknowledge the work of all Museum staff and volunteers, who make the Museum a welcoming and dynamic facility.

MARIANNE NORMAN
Director

National Motor Museum — Shannon Street, Birdwood 5234
Telephone: +61 8 8568 4000 Fax: +61 8 8568 5195
Website: www.history.sa.gov.au
Email: motor@history.sa.gov.au

Admission Charges

| | | | |
|----------|---------|------------|---------|
| Adults | \$ 9.00 | Concession | \$ 7.00 |
| Children | \$ 4.00 | Family | \$24.00 |

Opening Hours


10:00am–5:00pm Daily except Christmas Day

Divisional reports

South Australian Maritime Museum

The South Australian Maritime Museum encompasses several sites in Port Adelaide, the State's first heritage precinct and the historic centre of its maritime industries. Its attractions include an 1850s bond store exhibition building, the 1870s Port Adelaide lighthouse, the steam tug *Yelta* and naval launch *Archie Badenoch*.

The Museum opened in 1986 but its collection has a longer history. The Museum cares for the oldest nautical collection in Australia, a collection that was begun in the 1870s. It holds artefacts of national and international significance, crossing themes from exploration to commercial shipping, immigration and working life.



The South Australian Maritime Museum's touring exhibition *Quest for the South Magnetic Pole* was seen by more than 79 000 visitors in Sydney, Canberra and Warrnambool.

South Australian Maritime Museum

Once again the South Australian Maritime Museum produced a very active calendar of public programs. We presented community events in Port Adelaide, supported commemorations of importance throughout South Australia and sent our touring exhibition to a national audience across three states. We also made some important additions to our collection and completed key research projects.

An important milestone was the completion of major work that addressed some serious conservation problems for our heritage buildings. Arts SA and the Department of Transport Energy and Infrastructure's Heritage Unit funded the work that has ensured the preservation of our 1850s Bond Store, 1860s sail-makers loft and 1880s bank building.

Exhibitions and public programs

Our national touring exhibition *Quest for the South Magnetic Pole* visited Sydney's Australian National Maritime Museum, the National Archives of Australia in Canberra and Victoria's Warrnambool Art Gallery. It charted a history of Antarctic exploration that began with James Cook's 1772 voyage in which he sailed further south and closer to Antarctica than anyone before him. It included the expeditions of Ernest Shackleton, Douglas Mawson and Canberra scientist, Charlie Barton, who finally reached the Magnetic Pole in the year 2000. The exhibition was produced in partnership with the South Australian Museum.

Our exhibition *Tip of the Iceberg: Unlocking the Maritime Museum's Stores* opened in May to offer a retrospective of our collection marking 2011 as the 25th anniversary of the Museum opening in 1986. It is the first of several commemorative events for the year.

From August 2010 we presented *Freshwater Saltwater*. Produced by the Australian National Maritime Museum, the exhibition showcased an evocative collection of prints from Aboriginal and Torres Strait Island artists, including Paddy Fordham Wainburranga, David Malangi Daymirringu, Dennis Nona and Ian Abdulla.

Amongst programs for younger visitors the Museum presented *Sea Chest Secret* from February 2011. A highly interactive exhibition from Questacon the National Science and Technology Centre, *Sea Chest* brought an entertaining and educational children's exhibition to our program. It challenged children to solve interactive puzzles, to gather clues and discover the identity of a mystery mariner, a cabin boy on James Cook's HMB *Endeavour*.

In May 2011 we joined the celebrations of the State's 175th anniversary in *About Time: South Australia's History Festival* with a series of programs that focused on immigration. We presented tours of the Torrens Island Quarantine Station that has stood in chilling isolation since 1880 when it was built to stop passengers bringing smallpox to Adelaide. We hosted *Gourmet Travellers*, presenting samples of nineteenth century ship board fare and songs of the sea. The star of our education programs for the month was *Southward Bound*, in which students met actors playing the parts of passengers, and explored the experiences of immigrants arriving in the 1830s. All of our programs for the *About Time Festival* were fully booked.

It was a successful year also for our education programs which were presented in partnership with the Department of Education and Children's Services. Our key education project for the year was to align our programs with the new National History Curriculum and adapt them to engage students at different year levels. Our efforts met with success and a 20 percent increase in school visits.

Our most popular program was *Life Onboard*, which explored the experiences of immigrant voyagers over the past 175 years. Some programs studied history by exploring Port Adelaide's heritage precinct and examining our shipwreck exhibits. Others took students on the Port River to study the dolphins and the marine environment and, in a partnership with Flinders Ports and DP World Terminals, we offered students the unique experience of seeing our working port, visiting the container terminal, maritime control tower and international passenger terminal.

The Maritime Museum also presented cruises on our steam tug *Yelta* and launch *Archie Badenoch*: together these took over 9000 passengers on the Port River. The Museum is well placed on the edge of Adelaide's working harbour and it is a credit to our volunteer crews that we can include such experiences to expand visits to the Museum.

The Museum's exhibits offer evocative insights into life at sea. They also provide perfect stages for performances. The Gilbert and Sullivan Society presented *Pirates of Penzance* on our replica ketch in a program of sold-out performances in February 2011 and we used the same stage for our January vacation program *Pirates! Skullduggery at the Maritime Museum*.

Collection management

Some very significant objects were added to the Museum's collection during the year. With funds from the Friends of the South Australian Maritime Museum we purchased a rare nineteenth century globe that tells part of the story of the naming of Australia. Produced in 1851 it shows a complete chart of the coast and while it bears the name South Australia, it still labels the continent New Holland.

Maurice Smith donated a collection of 21 oil paintings, watercolours and sketches of Australian naval vessels produced by noted South Australian marine artist Harold Dalton Hall. David John Liston generously donated an 1850s shipboard diary, gold miner's certificate and church scroll. Alan Potter donated a comprehensive collection of sketches, documents and ephemera that once belonged to Lance Potter, who sailed on the *Moshulu*, part of the last generation of tall ships that carried grain from South Australia to Europe via Cape Horn through the first half of the twentieth century.

A considerable part of our collections management for the year was dedicated to moving objects to clear areas of our exhibition building for building conservation work. Nonetheless, we continued to manage a program of acquisitions and improved the storage and documentation of new areas of the collection.

While the Museum manages a store that provides very good conditions for its collection of small objects, we also hold a collection of large objects ranging from the hull of an 1870s timber ketch to the crystal lantern of a lighthouse, that are stored in a dockside warehouse. Storage conditions for that collection are less than ideal but this year we did complete a project to clean and repack that collection to improve its preservation.

Community history and partnerships

One of the strengths of the South Australian Maritime Museum is its place in the community and its capacity to build productive partnerships. Our partners range from businesses such as Flinders Ports, education organisations including the University of Adelaide and the Department of Education and Children's Services, to community groups such as our network of maritime museums, the Maritime Union Veterans Association, and of course our own volunteers.

Flinders Ports supported our community access initiative to provide a day of free admission to the Maritime Museum. The popularity of the day once again reinforced the body of visitor research that shows admission charges are barriers to many people visiting museums. We also supported the Government's *Every Generation Festival* to offer free admission for seniors.

Our volunteer crews took part in the annual event *Flotilla for Kids*. Our steam tug *Yelta* and launch *Archie Badenoch* joined the *Flotilla* of boats on the Port River in February 2011 to raise money to support children suffering cancer. Volunteers also re-commissioned the Museum's ski boat *Whiz Bang* so that it could take part in the SA Wooden Boat Festival at Goolwa. *Whiz Bang* oozes 1950s style with a polished clinker hull and twin cockpits. Importantly, it complements our ocean-going vessels and gives the Museum the ability to take part in events on our inland waterways.

Through the Australian Maritime Museums Council, we worked closely with other maritime museums in South Australia as well as interstate. Because Presidency of the Maritime Museums Council rests with the South Australian Maritime Museum at present, we coordinated the annual conference that was held in Mannum and attracted delegates representing every state. Within the State we worked closely with other museums and the Department for Transport, Energy and Infrastructure to develop guidelines for surveying heritage vessels. The guidelines are promising to become a national leader in meeting the needs of safety and maintaining the historic integrity of heritage craft.

Research projects

With a grant from the Australian National Maritime Museum we completed an oral history project recording the experiences of some of the last generations of ketch hands. We recorded interviews with ten people who crewed the Museum's ketch *Nelcebee* between 1946 and 1982. The interviews preserve part of the heritage of what may be the last commercial sail in Australian waters.

We also completed research projects for exhibitions, web projects and public programs on the voyages of the first nine ships that carried emigrants to South Australia in 1836. We further researched some key objects in our collection for the exhibition *Tip of the Iceberg*, crossing themes ranging from shipwrecks to crew work.

The Maritime Museum continued its linkage partnership with Flinders University to support a doctoral study on the archaeology of Port Adelaide. Staff presented papers at national museum conferences on education programs and community projects.

Resource management

Arts SA and the Heritage Unit of the Department for Transport, Energy and Infrastructure completed a major conservation project to address the dilapidation of the Maritime Museum's exhibition building, its corrugated iron sail-maker's loft and 1860s bank building. The building work included removing salt damp from the basement, repairing and sealing flooring, re-pointing stone work, painting external timberwork and repairing leaking roofing.

The work was completed over five months and required us to adapt our programs as different exhibition areas were closed to the public. The whole Museum was closed for work on 9 and 10 July 2010, the first time since opening in 1986. The work affected our visitor numbers, as exhibitions were closed, but it has secured the preservation of some of our most important assets.

We were delighted that Flinders Ports agreed to enter a new three-year partnership with the Maritime Museum to support an annual exhibition, community access day and our education programs at Outer Harbor. Their support has been fundamental to our success over recent years.

AGL Torrens Island extended its sponsorship of our launch *Archie Badenoch* and its environmental education programs for another twelve months. AGL also agreed to support our steam tug *Yelta* by providing waste oil from their operations. Mulhern Waste Oil has generously agreed to collect, clean and deliver the oil to *Yelta* in a partnership that sustains the last working vessel in the Inner Harbor, the traditional heart of shipping in South Australia.

Marina Adelaide sponsored the Museum by providing their fine facilities for the annual docking of our launch *Archie Badenoch* at no charge.

Conclusion

The Maritime Museum completed significant work in managing its resources, conserving and researching its collections and, importantly, preserving its heritage buildings. The Museum holds a reputation as an interactive museum that reaches beyond traditional maritime history and we produced an active calendar of public programs that included cruises, performances, dinners and concerts, as well as exhibitions and education programs to reach national and local audiences.

KEVIN JONES
Director

South Australian Maritime Museum — 126 Lipson Street, Port Adelaide 5015

Telephone: + 61 8 8207 6255 Fax: + 61 8 8207 6266

Website: www.samaritimuseum.com.au

Email: maritime@history.sa.gov.au

Admission Charges

| | | | |
|----------|---------|------------|---------|
| Adults | \$ 8.50 | Concession | \$ 6.50 |
| Children | \$ 3.50 | Family | \$22.00 |

Opening Hours

10:00am–5:00pm Daily except Christmas Day

Divisional reports

Marketing and sponsorship

The Marketing Unit is based within the History SA Directorate. It provides marketing services to all divisions and assists in securing sponsorships. In addition, it conducts regular visitor surveys and researches tourism trends in South Australia. History SA's website is maintained and updated by the Unit.



Marketing and sponsorship

History SA experienced a decrease in visitor numbers throughout the 2010–11 financial year from the previous year due to the management of Queen's Theatre being returned to Arts SA and the decision to cease exhibitions at the Torrens Parade Ground due to funding limitations. Exactly 296 714 people visited a History SA site, which represents a decrease of 4994 (–3.55 per cent) from the previous year. National Motor Museum visitors increased by 1.54 per cent, and the Migration Museum by 3.5 per cent, but the South Australian Maritime Museum numbers decreased by –3.05 per cent.

The National Motor Museum experienced its second highest total of visitors since 1999–2000, which was higher than when the Holden Pavilion of Australian Motoring was opened in 1998. However, the South Australian Maritime Museum experienced its lowest number of visitors since 2002–03 largely due to extended gallery closures for refurbishment. There was also less interest in the January school holiday program this year. January is the Museum's most visited month, and the impact on the final figure was irrecoverable.

History SA corporate, South Australian Maritime Museum and Migration Museum had one or more travelling exhibitions tour around South Australia, as well as interstate. A total of 95 011 people viewed six travelling exhibitions. This represented an increase of 64 per cent on the previous year.

History SA's website experienced an increase in virtual visitors, 2.7 per cent more than the previous year. However, the official figure significantly underestimates actual usage as the statistics were only gathered from home pages. This will be rectified in the new sites. The wholesale redevelopment of History SA's online presence continued throughout the year with three new sites going live. An entirely new website was developed for the Community Museums Program which experienced 2407 visits. This site is intended for a limited user group and was only live for three months over this financial year. The *Bound for South Australia* blog which charts the first nine official settler ships to arrive in South Australia in 1836 was live for five months and attracted 25 169 visits. The dedicated site for *About Time: South Australia's History Festival* attracted 11 095 visitors.

To the best of History SA's knowledge, it received 1059 mentions in print, radio, tv and online media, including feature print stories and staff broadcast interviews. It is understood that many other mentions were made but not reported by the media monitoring service. History SA's corporate division received 565 print, radio, tv and online mentions, the Migration Museum 96, the National Motor Museum 290 and the South Australian Maritime Museum 108. Total mentions were 30 per cent more than last year.

Marketing activity continued to focus on the museums' changing exhibitions and public programs, with a focus on radio advertising due to the additional free air time and promotional activity provided. Generic ongoing radio advertising continued to prove fruitful for the National Motor Museum. A series of ongoing generic television commercials promoting the National Motor Museum were shown on Channel 10, History SA's broadcast partner. History SA thanks Channel 10 for its support which goes well beyond our initial agreement with the production of television commercials and provision of free airtime. The South Australian Maritime Museum's advertising focused on its changing exhibitions during school holiday periods, predominantly focusing on print media.

SA History Week was rebranded as *About Time: South Australia's History Festival* and expanded to a month-long event in recognition of the 175th anniversary of the establishment of the Province of South Australia. Some 94 000 people experienced the event. State-wide media coverage for the event was again very extensive.

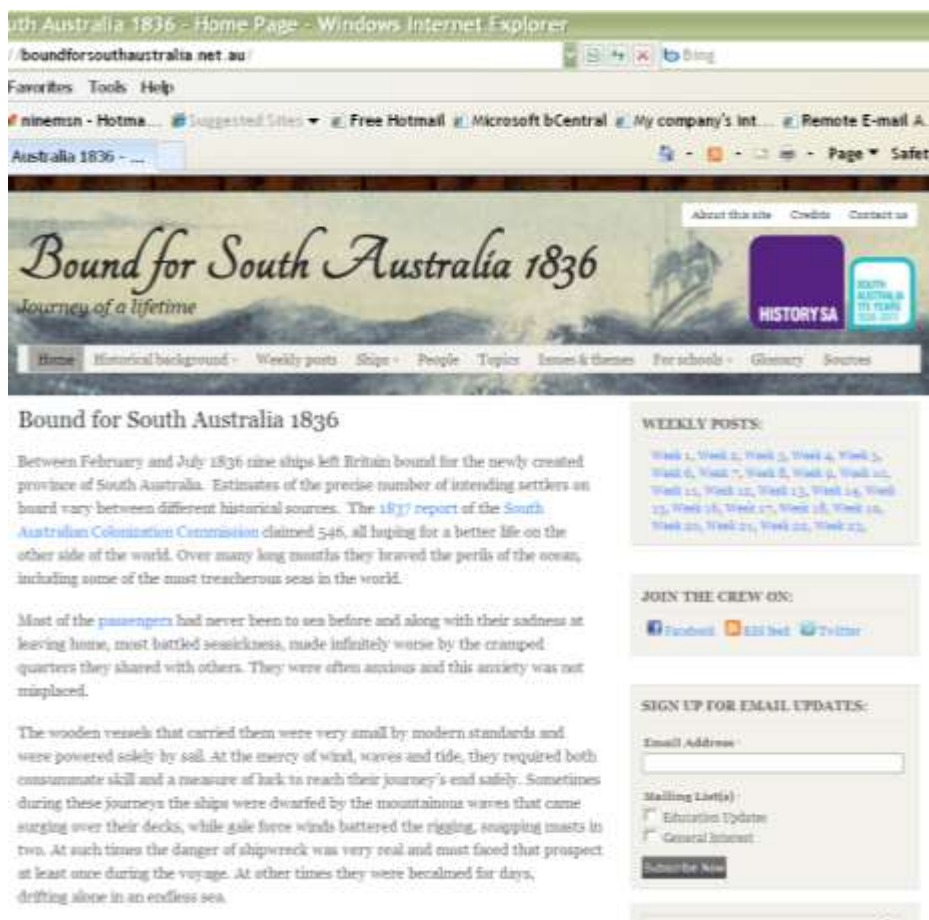
History SA public programs

About Time: South Australia's History Festival

About Time was experienced by some 94 000 people, indicating that the new identity and increased length was well received by the public. The event was launched with an 891 ABC Adelaide outside broadcast in Rundle Mall which was themed around the history of the city. This was highlighted with a display of vehicles from the National Motor Museum. The dedicated website was also launched at an event primarily attended by event organisers. Messenger Community News continued their support of the event by running editorial in their papers. This was supported by significant editorial coverage over three weeks prior to and during the month itself. History SA thanks 891 ABC Adelaide and Messenger Community News for their continued support of this event. A story also appeared on Channel 9's *Postcards*. Thirty thousand programs were distributed state-wide with posters and corflute signs for participants to display outside their venues. The event received significant state-wide editorial coverage on radio and in print with particular focus in regional areas. History SA also thanks The University of Adelaide and Adelaide City Council for their ongoing financial support. Once again, the event proved a most effective profiling mechanism for History SA and the State's history, and is well worth the significant human resources invested in it.

Bound for South Australia blog

This 2011 milestone project drew heavily on resources this year in terms of gaining media interest in an ongoing capacity. Key events throughout the ship journeys were offered in advance to key media outlets to great success.



Bound for South Australia webpage: <http://boundforsouthaustralia.net.au/>

Migration Museum

A total of 156 701 visitors experienced the Migration Museum this year. This was an increase of 3.50 per cent (5292), from the previous year, which is a very pleasing result.

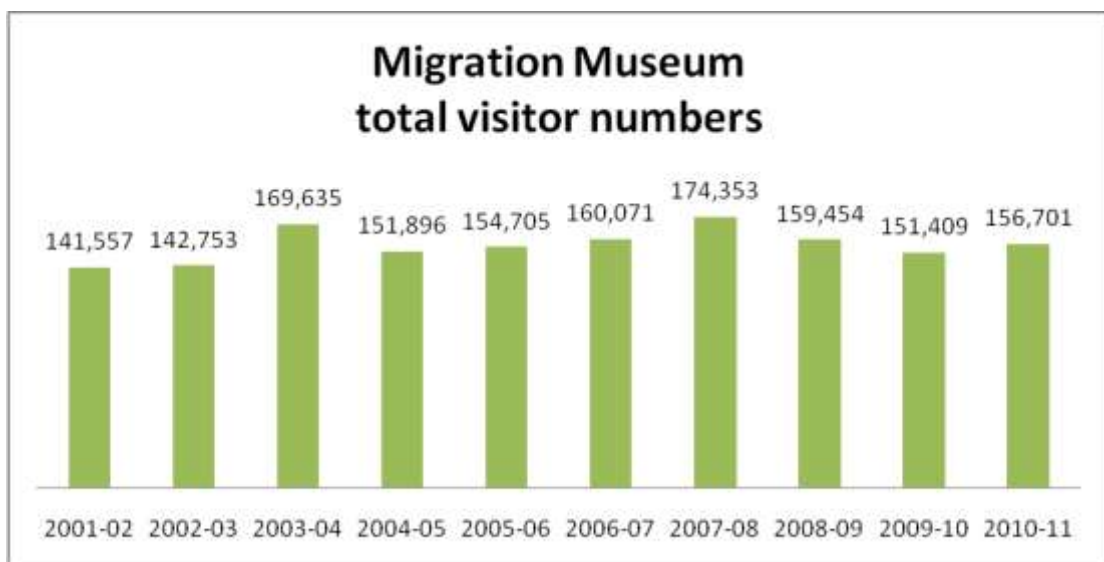
With an extremely limited marketing budget, marketing efforts continued to be directed towards generating free editorial content from television, press and radio for the changing exhibitions program and other activities at the Museum, including the *Home is where the heart is*, *Suburban Dreams*, *Giordano*, *Home Stories*, *On their own* and *Memories Hopes and Dreams* (community banners) exhibitions. Thankfully, these exhibitions received excellent media coverage, particularly *On their own* which was opened at the same time as a movie on the same theme.

The following community displays held in the Community Access Gallery also successfully received media coverage:

- *Remember the Holocaust: Art & the Holocaust*
- *One Voice. One Life. One Story* from the Pontian Brotherhood of South Australia
- *Pakistan: Its contribution to multicultural Australia*
- *San Rocco arrives with the Molinarese: 1957 – present*
- *Uighur Culture and History*

A project that took considerable resources throughout the year was the development, design and installation of the new site signage for the Museum. A new sign was installed on the footpath, a replacement sign for the courtyard, 3D lettering above the main entrance and new banners to go each side of the main entrance. The new logo and branding was included in the design. This was very exciting as the signage was a significant issue for the site and these signs will go a long way towards drawing in new and lost visitors. Preliminary designs were also developed for the building interpretation and other areas of the site.

Discussions with San Remo commenced in the latter part of the year to reignite their interest in the *Preserving Cultures* project. If their support is secured, this should manifest itself in an online version of the project, as well as a printed recipe book in time.



National Motor Museum

The financial year closed with visitor figures reaching 68 915, the second highest visitor total since 1999–2000. This was above the previous year by 1.54 per cent, an increase of 1047 visitors. This can be attributed to two special car club days, the *All Ford Day* and *Jag Day*, which were not previously held at the Museum.

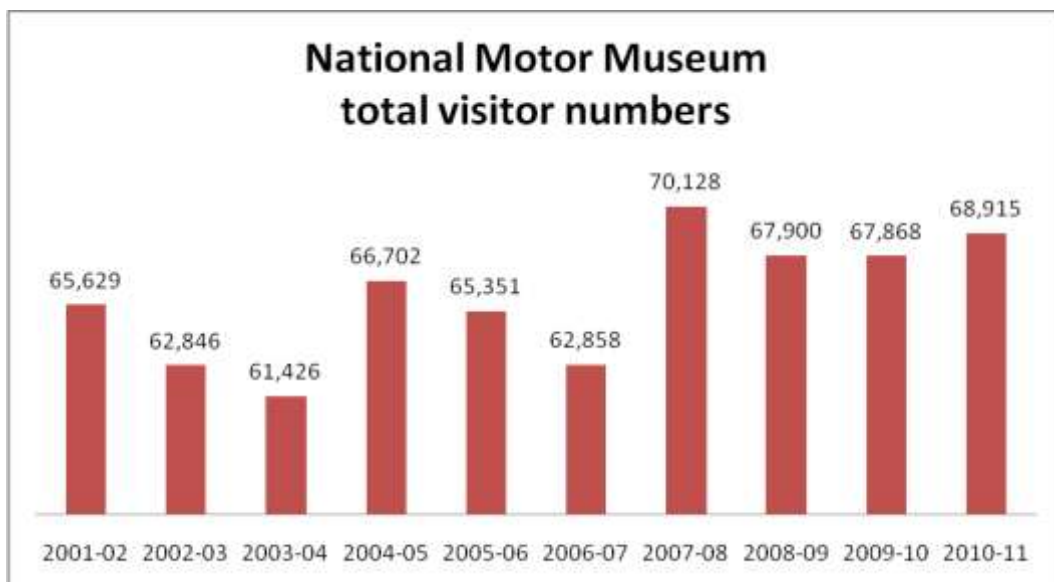
The two major events held at the Museum, the *Bay to Birdwood Run* and the *Rock and Roll Rendezvous*, continued to be important in maintaining visitor numbers with 13 918 attending these events, a decrease of 1944 from the previous year. This was still a very pleasing result considering the *Bay to Birdwood Run* events are always well under the *Classic* events in total numbers. This was the third time History SA's marketing unit undertook the marketing for the *Bay to Birdwood* event and visitor research indicated the model adopted was again very successful. Both event campaigns included a commercial on Channel 10, and radio and print advertisements. The Museum wishes to acknowledge the major ongoing support of Eastside Automotive, as well as the Arkaba Hotel, Coast FM, Shannons and Channel 10 for supporting the *Rock and Roll Rendezvous* event.

Rather than advertise specific exhibitions, the generic advertising program continued on both television and radio. Generic radio advertisements were run on MIX FM, Cruise, SAFM and Triple M. The objective was to build the general profile of the Museum, rather than relying on individual exhibitions to encourage visits. Meanwhile, a series of three generic television commercials aired on Channel 10. Channel 10's commitment in providing airtime for these commercials during prime viewing time was greatly appreciated.

A special thank you to GM Holden Ltd for its continued support of the Museum again last year. This was the thirteenth consecutive year in which Holden has supported the Museum. It is very rare for a corporate partnership to have such longevity and it is great to see Holden now actively leveraging their support.

A promotion was held with Westfield's West Lakes centre in which children having their photograph with Father Christmas received discounted entry into the Museum. The arrangement with Westfield also included a mini display within the centre to promote the Museum.

The outstanding arrangement with *Just Cars* magazine, the best-selling car magazine in the country, continued throughout the year. A full page, detailing exhibitions and events and profiling a range of vehicles from the collection, was dedicated to the Museum in each month. Over 300 000 magazines were printed monthly. This is another fantastic profiling tool for the Museum and the Museum thanks Just Magazines for their support.



South Australian Maritime Museum

The financial year closed with visitor figures reaching 65 073. This represented a decrease from the previous year of -3.05 per cent (2046 visitors). Factors contributing to the decline included gallery closures due to building work and poor attendances at the Museum's holiday performance program, then in its fourth year. This was its fourth showing at this time and patronage has declined each year. Unfortunately budget limitations curtailed the development of a new program.

During the July school holiday period the playful exhibition *The Lost Tools of Henry Hoke* continued to be displayed. During this period, no advertising was purchased in order to retain those funds for expenditure during the busier December/January school holiday period. However, it proved successful in gaining media coverage with many journalists thinking Henry Hoke was a real person!

The exhibition *Freshwater Saltwater – Aboriginal and Torres Strait Islander Prints* did not impact on visitor numbers markedly, but was useful as a filler exhibition. In the October school holidays *Gavin the Leafy Sea Dragon* school holiday program, and cruises on *Yelta* and *Archie Badenoch* were promoted in print media.

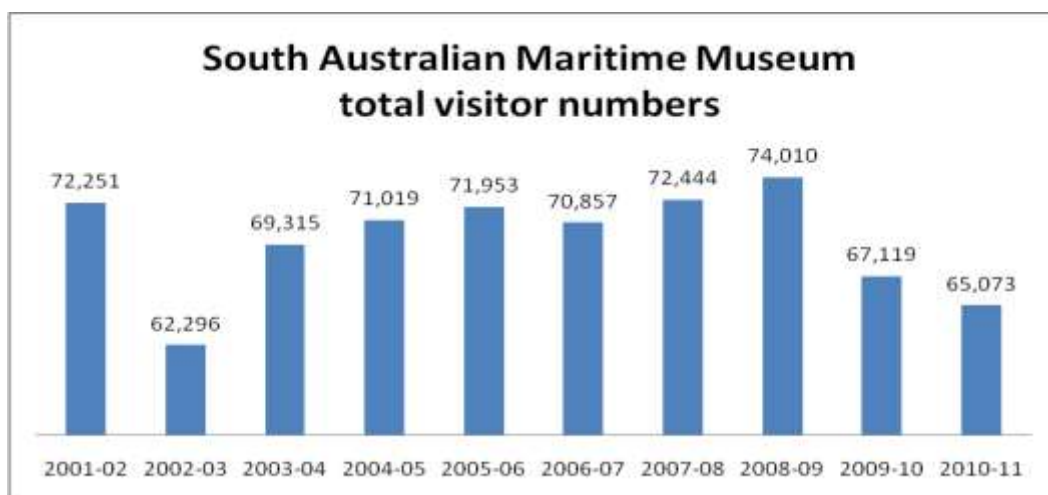
The famous opera *Pirates of Penzance* was performed by the Gilbert and Sullivan Society on-board the replica ketch *Active II* in late January with great success. The show was fully booked twice over thanks to great media coverage.

The April school holidays saw the travelling exhibition *Sea Chest Secrets* installed but this was also less successful than hoped. However *Tip of the Iceberg* was displayed during May and June and a series of small advertisements was placed in Saturday's *Advertiser* and the *Sunday Mail*.

A promotion was held with Westfield's West Lakes centre in which each child having their photograph taken with Father Christmas received discounted entry into the Museum. The arrangement with Westfield also included a mini display within the centre to promote the Museum.

On 26 June Flinders Ports sponsored a free day at the Museum. We are very grateful to Flinders Ports for this support.

The Museum thanks AGL Torrens Island Power Station for its ongoing support of the Museum's historic vessel, *Archie Badenoch*, throughout the year.



Sponsors/partners

History SA is very grateful to our wide array of sponsors. They are the foundation for many of our programs and we could not function effectively without them.

- | | |
|---|---|
| • 891 ABC Adelaide | • Historical Society of South Australia Inc |
| • Aboriginal Affairs and Reconciliation Division, Department of the Premier and Cabinet | • History Council of South Australia |
| • Adelaide City Council | • Marina Adelaide |
| • Adelaide Hills Council | • Messenger Community News |
| • AGL Torrens Island Power Station | • Michel |
| • Architecture Museum, University of South Australia | • Migration Museum Foundation |
| • Arkaba Hotel | • Mulhern Waste Oil |
| • Australian National Maritime Museum | • Museums Australia (SA Branch) |
| • Australian Society of Archivists (SA Branch) | • Office for Youth |
| • Channel 10 | • Paint Supplies |
| • Coast FM | • Repco |
| • Coca Cola Amatil | • Returned & Services League of Australia (SA Branch) |
| • Country Arts SA | • Rural City of Murray Bridge |
| • Courts Administration Authority | • Ripples: Regional Centre of Culture |
| • Department of Education and Children's Services | • SGIC |
| • Department for Environment and Natural Resources | • Shannons |
| • Department for Families and Communities | • South Australian Museum |
| • Department of Health (State) | • South Australian Rock n Roll School of Dance |
| • DP World Terminals | • Supercharge |
| • Eastside Automotive | • State Records of South Australia |
| • Flinders Ports | • The University of Adelaide |
| • Fuchs Australia | • University of South Australia |
| • GM Holden Ltd | • Veterans SA |
| | • Visions of Australia Touring Program |
| | • Welsh & Leo |

KYM CHEEK
Marketing Manager

Divisional report

Business Services

The Business Services Unit provides financial and administrative leadership and support to all divisions of History SA. The Unit operates centrally from the Directorate located at Torrens Parade Ground and the Business Managers continue to work closely with the Department of the Premier and Cabinet (DPC) and Arts SA.

Queen's Theatre

The management of the Queen's Theatre was recalled by Arts SA from 1 July 2010. They will manage the Theatre during the development and building phases on a neighbouring site.

Management of human resources

Staffing – Directorate

The Finance and IT Officer commenced maternity leave in March for six months. She was not replaced and her duties were absorbed by other Business Unit staff.

Employee numbers, gender and status

| Total Number of Employees | | |
|---------------------------|------|---------------------------------|
| Persons | 67 | |
| FTEs | 44.8 | (FTEs shown to 1 decimal place) |

| Gender | % Persons | % FTEs |
|--------|-----------|--------|
| Male | 31.3 | 30.0 |
| Female | 68.7 | 70.0 |

| Number of Persons during the 2010–11 Financial Year | |
|---|----|
| Separated from the agency | 22 |
| Recruited to the agency | 20 |

| Number of Persons at 30 June 2011 | |
|-----------------------------------|---|
| On Leave without Pay | 0 |

Number of employees by salary bracket

| Salary Bracket | Male | Female | Total |
|--------------------|-----------|-----------|-----------|
| \$0–\$50 399 | 16 | 21 | 37 |
| \$50 400–\$64 099 | 3 | 14 | 17 |
| \$64 100–\$82 099 | 0 | 9 | 9 |
| \$82 100–\$103 599 | 2 | 1 | 3 |
| \$103 600+ | 0 | 1 | 1 |
| TOTAL | 21 | 46 | 67 |

Status of employees in current position

| STATUS OF EMPLOYEES IN CURRENT POSITION | | | | | |
|---|--------------|---------------------|--------------------|----------------|--------------|
| FTEs | Ongoing | Short-Term Contract | Long-Term Contract | Other (Casual) | Total |
| Male | 8.86 | 1.47 | 2.00 | 1.15 | 13.48 |
| Female | 17.76 | 5.67 | 7.91 | 1.06 | 31.40 |
| TOTAL | 26.62 | 6.14 | 9.91 | 2.21 | 44.88 |

| PERSONS | Ongoing | Short-Term Contract | Long-Term Contract | Other (Casual) | Total |
|--------------|-----------|---------------------|--------------------|----------------|-----------|
| Male | 10 | 4 | 2 | 5 | 21 |
| Female | 24 | 8 | 10 | 4 | 46 |
| TOTAL | 34 | 12 | 1217 | 9 | 67 |

Executives

| EXECUTIVES BY GENDER, CLASSIFICATION AND STATUS | | | | | | | | | | | | | |
|---|---------|--------|--------------|--------|----------------|----------|----------------|--------|-------|---|----------|------------|----------|
| | Ongoing | | Term Tenured | | Term Untenured | | Other (Casual) | | Total | | | | Total |
| Classification | Male | Female | Male | Female | Male | Female | Male | Female | Male | % | Female | % | |
| EXEOA | | | | | | 1 | | | | | 1 | 100 | 1 |
| TOTAL | | | | | | 1 | | | | | 1 | 100 | 1 |

Leave management

| AVERAGE DAYS LEAVE PER FULL TIME EQUIVALENT EMPLOYEE | | | | | |
|--|---------|---------|---------|---------|---------|
| Leave Type | 2006-07 | 2007-08 | 2008-09 | 2009-10 | 2010-11 |
| Sick Leave | 5.63 | 6.81 | 5.50 | 7.09 | 7.76 |
| Family Carer's Leave | 0.64 | 0.75 | 1.00 | 0.92 | 1.29 |
| Miscellaneous Special Leave | 0.57 | 0.58 | 0.70 | 0.50 | 0.38 |

Workforce diversity

History SA recognises the value of workforce diversity and the benefits inherent in having a workforce that is representative of the community it serves.

Workforce diversity: Aboriginal and/or Torres Strait Islander employees

| Salary Bracket | Aboriginal Employees | Total Employees | % Aboriginal Employees | Target* |
|--------------------|----------------------|-----------------|------------------------|-----------|
| \$0-\$50 399 | 0 | 37 | 0 | 2% |
| \$50 400-\$64 099 | 0 | 17 | 0 | 2% |
| \$64 100-\$82 099 | 0 | 9 | 0 | 2% |
| \$82 100-\$103 599 | 0 | 3 | 33.33 | 2% |
| \$103 600+ | 0 | 1 | 0 | 2% |
| TOTAL | 0 | 67 | 1.49 | 2% |

* Target from South Australia's Strategic Plan

Workforce diversity: age profile

| NUMBER OF EMPLOYEES BY AGE BRACKET BY GENDER | | | | | |
|--|-----------|-----------|-----------|-------------|---------------------------|
| Age Bracket | Male | Female | Total | % of Total | 2011 Workforce Benchmark* |
| 15–19 | 1 | 1 | 2 | 2.99% | 6.4% |
| 20–24 | 1 | 1 | 2 | 2.99% | 10.4% |
| 25–29 | 0 | 2 | 2 | 2.99% | 11.0% |
| 30–34 | 1 | 3 | 4 | 5.97% | 10.1% |
| 35–39 | 3 | 5 | 8 | 11.94% | 10.3% |
| 40–44 | 4 | 5 | 9 | 13.43% | 11.0% |
| 45–49 | 1 | 13 | 14 | 20.88% | 11.5% |
| 50–54 | 3 | 3 | 6 | 8.96% | 11.4% |
| 55–59 | 2 | 7 | 9 | 13.43% | 9.4% |
| 60–64 | 4 | 2 | 6 | 8.96% | 5.5% |
| 65+ | 1 | 4 | 5 | 7.46% | 3.0% |
| TOTAL | 21 | 46 | 67 | 100% | 100% |

* Source: Australian Bureau of Statistics Australian Demographic Statistics, 6291.0.55.001 Labour Force Status (ST LM8) by sex, age, state, marital status – employed – total from Feb 78. Supertable, South Australia at May 2011

Workforce diversity: cultural and linguistic diversity

| CULTURAL AND LINGUISTIC DIVERSITY | | | | | |
|--|------|--------|-------|-------------|---------------|
| | Male | Female | Total | % of Agency | SA Community* |
| Number of employees born overseas | 3 | 5 | 8 | 11.94% | 20.3% |
| Number of employees who speak language(s) other than English at home | 0 | 0 | 0 | 0.00% | 16.6% |

* Benchmarks from ABS Publication Basic Community Profile (SA) Cat No. 2001.0, 2006 census

Workforce diversity: disability

| TOTAL NUMBER OF EMPLOYEES WITH DISABILITIES (ACCORDING TO COMMONWEALTH DDA DEFINITION) | | | |
|---|--------|-------|-------------|
| Male | Female | Total | % of Agency |
| 0 | 0 | 0 | 0% |

| TYPES OF DISABILITIES (WHERE SPECIFIED) | | | | |
|---|------|--------|-------|-------------|
| Disability | Male | Female | Total | % of Agency |
| Disability requiring workplace adaptation | | | | 0 |
| Physical | | | | 0 |
| Intellectual | | | | 0 |
| Sensory | | | | 0 |
| Psychological/Psychiatric | | | | 0 |

Performance development

Documented review of individual performance management

| Employees with ... | % Total Workforce |
|------------------------------------|-------------------|
| A review within the past 12 months | 100.00% |
| A review older than 12 months | 0.0% |
| No review | 0.0% |

Leadership and management development

Leadership and management training expenditure

| Training and Development | Total Cost \$ | % of Total Salary Expenditure |
|---|------------------|-------------------------------------|
| Total training and development expenditure | 58,945 | 62.35 |
| Total leadership and management development expenditure | 0 | 0.0% |

Accredited training packages by classification

| Classification | Number of Accredited Training Packages |
|----------------|---|
| Nil | Nil |

Voluntary flexible working arrangements

| NUMBER OF EMPLOYEES USING VOLUNTARY FLEXIBLE WORKING ARRANGEMENTS BY GENDER | | | |
|---|------|--------|-------|
| | Male | Female | Total |
| Purchased Leave | 0 | 0 | 0 |
| Flexitime | 9 | 32 | 41 |
| Compressed Weeks | 0 | 0 | 0 |
| Part-time | 0 | 18 | 18 |
| Job Share | 0 | 2 | 2 |
| Working from Home | 0 | 0 | 0 |

Employment opportunity programs

History SA is committed to employing on merit regardless of race, gender, sexuality, marital status, age, pregnancy, physical or intellectual impairment for all positions within the agency. In addition, History SA has two trained Equal Opportunity Officers, who are available to provide support and advice to employees.

Occupational health, safety and injury management

During 2010–11 History SA continued to make significant and sustained achievements in the management of Occupational Health, Safety and Welfare.

Key achievements and actions for 2010–11 included:

- Ongoing training for employees and managers in OHS&W responsibilities including:
 - OHS for Managers
 - OHS for Committee Members
 - First Aid/CPR Training
 - Manual Handling Training for existing staff and new employees
 - Ergonomic Assessment Training
 - Fire Warden Training
- Regular audits and inspections were completed in all works areas in line with the DPC and History SA 2010–11 schedules.
- History SA focused, in particular, on OHS practices at the National Motor Museum.
- Some staff received influenza immunisation.

Table 1: OHS Notices and Corrective Action taken

| | 2010-11 |
|--|---------|
| Number of notifiable occurrences pursuant to OHS&W Regulations Part 7 Division 6 | 0 |
| Number of notifiable injuries pursuant to OHS&W Regulations Part 7 Division 6 | 0 |
| Number of notices served pursuant to OHS&W Act s35, s39 and s40 (default, improvement and prohibition notices) | 0 |

There were no OHS&W Notices or Corrective Actions taken in 2010-11.

Table 2: Agency gross¹ workers compensation expenditure for 2010-11 compared with 2009-10²

| EXPENDITURE | 2010-11 (\$'000) | 2009-10 (\$'000) | Variation (\$'000) + (-) | % Change + (-) |
|---|---------------------|---------------------|-----------------------------|----------------------|
| Income Maintenance | 9 | 21 | -12 | -57.14 |
| Lump Sum Settlements Redemptions – Sect. 42 | 0 | 0 | 0 | 0 |
| Lump Sum Settlements Permanent Disability – Sect. 43 | 0 | 0 | 0 | 0 |
| Medical/Hospital Costs Combined | 2 | 3 | -1 | -33.33 |
| Other | 0 | 4 | -4 | -100 |
| Total Claims Expenditure | 11 | 28 | -17 | -60.71 |

Table 3: Meeting Safety Performance Targets⁶

| | Base: 2005-06 Numbers or % | Performance: 12 months to end of June 2011 | | | Final Target Numbers or % |
|---|-------------------------------------|---|-----------------------------------|-----------|------------------------------------|
| | | Actual | Notional Quarterly Target** | Variation | |
| 1. Workplace fatalities | 0 | 0 | 0 | 0 | 0 |
| 2. New Workplace Injury Claims | 1 | 2 | 1 | +1 | 1 |
| 3. New Workplace Injury Claims Frequency Rate | 13 | 27.00 | 10.4 | +16.6 | 10.4 |
| 4. Lost Time Injury Frequency Rate *** | 13 | 27.00 | 10.4 | +16.6 | 10.4 |
| 5. New Psychological Injury Claims | 0 | 0 | 0 | 0 | 0 |
| 6. Rehabilitation and Return to Work: | | | | | |
| 6a. Early Assessment within 2 days | 0% | 0% | 80% | -80% | 80% |
| 6b. Early Intervention within 5 days | 0% | 0% | 90% | -90% | 90% |
| 6c. RTW within 5 business days | 100% | 50% | 60% | -10% | 60% |
| 7. Claim Determination: | | | | | |
| 7a. New claims not yet determined, assessed for provisional liability in 7 days | | 100% | 100% | 0% | 100% |
| 7b. Claims determined in 10 business days | 100% | 100% | 75% | +25% | 75% |
| 7c. Claims still to be determined after 3 months | 0% | 0% | 3% | -3% | 3% |
| 8. Income Maintenance Payments for Recent Injuries: | | | | | |
| 2009-10 Injuries (at 24 months development) | 0 | \$0 | \$0 | \$0 | \$0 |
| 2010-11 Injuries (at 12 months development) | 0 | \$9 089 | \$0 | +\$9 089 | \$0 |
| *Except for Target 8, which is YTD. For Target 5, 6c, 7a and 7b, performance is measured up to the previous quarter to allow reporting lag. | | | | | |
| **Based on cumulative reduction from base at a constant quarterly figure | | | | | |
| ***Lost Time Injury Frequency Rate for new lost time injury/disease for each one million hours worked. This frequency rate is calculated for benchmarking and is used by the WorkCover Corporation. | | | | | |
| Formula for Lost Time Injury Frequency Rate (new claims): | | | | | |
| Number of new cases of lost time injury/disease for year x 1,000,000 | | | | | |
| Number of hours worked in the year | | | | | |

Note: WorkCover claims, Rehabilitation and Return to Work programs for History SA staff are managed by the Department of the Premier and Cabinet on behalf of History SA.

Financial Reporting

Financial performance

A grant allocation of \$4 823 000 was provided to History SA by Arts SA to part-fund its operations for 2010-11. The sum included \$185 000 in specific-purpose funding for the Community Museums Program and South Australian History Fund, both of which are grant funds administered by History SA. It also included \$2 692 000 for accommodation costs, including building maintenance, insurance and operating leases. The financial outcome for the year was as projected with a net decrease in cash of \$291 000.

Annual audited financial statements

Refer to Appendix 14 for History SA's annual financial statements.

Contractual arrangements

There were no contractual arrangements in 2010-11.

Account payment performance

In accordance with Treasurer's Instruction 11.

| Particulars | Number of accounts paid | % of accounts Paid (by number) | Value in \$A of accounts paid | % \$ of accounts paid (by value) |
|---|-------------------------|--------------------------------|-------------------------------|----------------------------------|
| Paid by due date* | 2339 | 85.1% | \$2 249 605.79 | 83.0% |
| Paid late but paid within 30 days of due date | 336 | 12.2% | \$386 553.09 | 14.3% |
| Paid more than 30 days from due date | 75 | 2.7% | \$74 240.79 | 2.7% |
| TOTAL ACCOUNTS PAID | 2750 | 100% | \$2 710 399.67 | 100% |

*Note: The due date is defined as per 11.7 of Treasurer's Instruction 11 *Payment of Creditors' Accounts*. Generally, unless there is a discount or written agreement between the public authority and the creditor, payment should be within 30 days of the date of the invoice or claim. Some agencies receive invoices significantly later than the invoice date, due to supplier invoicing processes. Agencies may choose to report against the date the invoice is first received rather than the date of invoice.

Fraud

History SA is committed to maintaining a working environment free of fraud and corrupt behaviours. A formal policy is in place documenting the process to be followed in the event that fraud or corruption is suspected or detected. History SA offers protection to genuine whistleblowers to enable disclosure of illegal activities or corruption to be made. During the 2010-11 financial year no instances of fraud were identified.

Consultants

No consultants were engaged by History SA during 2010-11.

Overseas travel

| Number of Employees | Destination/s | Reasons for Travel | Total Cost to Agency |
|---------------------|--------------------------|--|----------------------|
| 1 | Finland, Sweden, Denmark | Conference presentation and study tour of history museums | \$18 481 |
| 1 | England, Scotland | Churchill Scholarship and attended conference at the Museum of Flight, Duxford, UK | \$12 049 |

Reporting against the Carers Recognition Act

History SA does not provide or fund direct services to carers.

Disability action plans

History SA follows the Disability Action Plan developed by the Department of the Premier and Cabinet (DPC) to ensure the delivery of the five outcomes listed below, within the constraints of our heritage buildings:

1. Ensure the accessibility of services to people with disabilities.
2. Ensure information about services and programs is inclusive of people with disabilities.
3. Deliver advice and services to people with disabilities with awareness and understanding of issues affecting people with disabilities.
4. Provide opportunities for consultation with people with disabilities in decision-making processes regarding service delivery and in the implementation of complaints and grievance mechanisms.
5. The Chief Executive will ensure that History SA has met the requirements of the *Disability Discrimination Act 1992* and the *Equal Opportunity Act 1984*.

A ramp to Gallery 7 at the Migration Museum was completed during 2010-11 enabling access for disabled visitors and students. Funding was received from DPC and Arts SA for the building works.

Urban design charter

Not applicable to History SA.

Freedom of Information – information statements

The *Freedom of Information Act 1991* gives members of the public a legally enforceable right of access (subject to certain restrictions) to documents within the possession of South Australian government agencies, local government authorities and South Australian universities. The purpose of the Freedom of Information Act is to make the business of government open and accountable to the public. History SA fully supports the objectives and spirit of the Act and is active in its endeavours to improve records management practices.

Whistleblowers Protection Act 1993

There were no occasions in 2010–11 on which matters of public interest were disclosed under the *Whistleblowers Protection Act 1993*.

Energy efficiency action plan reports

Performance against annual energy efficiency targets

| | Energy Use (GJ) ¹ | GHG Emissions ² | Business Measures ⁶ |
|--|---|----------------------------|--------------------------------|
| Base Year 2000–01 ³ : | 3428 | 1129 | \$117 000 |
| Base Year 2000–01 ³ : | MJ4/business measure1/annum MJ/business measure2/annum | | |
| Year Being Reported: 2010–11 | 2483 | 492 | \$114 024 |
| Portfolio Target⁵ (for Year Being Reported) 19% | 2777 | 914 | \$94,770 |
| Final Portfolio Target⁶ (for 2014) 25% | 2571 | 847 | \$87 750 |

- 1 Energy use data will be expressed in gigajoules (GJ) and will be the sum of all fuel types used in each agency (ie electricity, natural gas, bottled gas, etc) for that period. This data will have been collected at a site level and aggregated up to agency level by the portfolio Reference Group member.
- 2 Many portfolios are pursuing a 'triple bottom line' reporting approach. It is therefore an optional extra that portfolios may wish to include Greenhouse Gas Emissions (in CO₂) as a means of quantifying a significant aspect of environmental performance. Greenhouse gas coefficients differ for fuel types. Please contact Energy Division, Department for Transport, Energy and Infrastructure to obtain these coefficients for South Australia.
- 3 It is acknowledged that portfolio structures change over time. Therefore the Portfolio baseline will represent the structure of the portfolio in the given reporting period.
- 4 The Portfolio target for the current year is based on an agreed methodology and can be obtained through the portfolio Reference Group member.
- 5 The Portfolio target in 2014 should equal a 25% energy efficiency improvement from the base year 2000–01.
- 6 Business measures are also known as normalisation factors. A key performance indicator for energy efficiency is energy intensity, i.e., the energy consumed per unit of a given business measure. Some typical business measures are the number of employees (FTEs) and the square metres of floor area of a building. The energy intensity therefore becomes the energy used per unit defined by the business measures such as MJ/m² and MJ/FTE.

Greening of Government Operations (GoGo) framework

History SA developed a Sustainability and Greenhouse Gas Reduction Action Plan during 2008–09. The plan was reviewed in 2011–12 to monitor progress and outcomes. History SA maintains its commitment to energy efficiency which is supported by all History SA staff.

Regional impact assessment statements

No Regional Impact Assessment Statements were prepared or required.

Freedom of Information – statistical reporting

History SA did not receive any Freedom of Information requests or applications in 2010–11.

Gender reporting

History SA has a long-term commitment to considering the gendered nature of history in planning exhibitions, publications and other public programs. Individual research projects also include a gendered perspective.

Reconciliation statement

History SA continued to implement its 2009–12 Business Plan, which included a range of initiatives relevant to Reconciliation:

- History SA acknowledges the Kurna People as the Indigenous owners and custodians of the Adelaide Plains on all official planning documents and at all functions.
- The Migration Museum's refurbished galleries have a strong Indigenous history theme.
- The Migration Museum continued to offer *Impact of Settlement*, its cultural awareness-historical program, to a range of government agencies and schools. This program is now in strong demand from agencies, both within the South Australian public sector and externally, to increase understanding of Indigenous history in the State.
- History SA continued to work with all registered and accredited museums in the State to include recognition of Aboriginal land as a component of registration. We also continued to encourage community museums to work collaboratively with local Indigenous communities.
- History SA also asks all museums registered under the Community Museums Program to acknowledge the Indigenous owners and custodians of the land on which their museums and communities are sited.
- The travelling displays, which toured regional South Australia, presented aspects of Indigenous history. The displays were *The Voice of the People: Democracy Comes to South Australia*, and *Blue Jeans and Jungle Greens: Revisiting the 60s and 70s*.
- The Beachport National Trust Museum was assisted in the development of a major new display *One Land, Two Cultures* about the effects of invasion and settlement on the local Buandik people of the Lower South East. The Museum received considerable assistance with research and scripting for the display from the Community History Programs curators and was financially supported to produce the display with a Community Museums Program grant.
- The 19th State History Conference, held in Murray Bridge from 6 to 8 August 2010, addressed a range of themes related to history and the environment, with a focus on water and the local, and a strong Aboriginal history stream. This included a sung Welcome to Country by the Ngarrindjeri Mimirar Kykulan choir, a session titled 'Ngarrindjeri Ruwe/Ruwar (land, body, spirit): Living with Colonial Histories' and a tour to Camp Coorong, and was based on consultation with members of the Ngarrindjeri community. Many delegates identified the strong Aboriginal history stream as a highlight of the conference.
- *About Time: South Australia's History Festival* included a range of events about South Australian Aboriginal history (including recent history) and archaeology.
- Community History Programs' ongoing relationship with Reconciliation SA continued in 2010–11, and staff contributed to the 2011 education pack *Citizenship: Let's Talk Recognition* and managed the historical research for *For Love of Country*, a film about Aboriginal veterans.

DONNA TIMS AND REBECCA RUDZINSKI
Business Managers

History SA — Torrens Parade Ground, Victoria Drive, Adelaide 5000
GPO Box 1836, Adelaide 5001
Telephone: + 61 8 8203 9888 Fax: +61 8 8203 9883
Website: www.history.sa.gov.au
Email: staff@history.sa.gov.au

(Page left blank intentionally)

SOUTH AUSTRALIA

THIRTY-FIRST ANNUAL REPORT

OF THE

HISTORY TRUST
of
SOUTH AUSTRALIA
(History SA)

FOR THE

YEAR ENDED 30 JUNE 2011

APPENDICES

1. Board of Trustees

Phillip Broderick, LL.B (Chair)

Christine Elstob, LL.B

Alison Mackinnon, AM, BA, MEd. PhD, FASSA

Susan Magarey, AM, BA (Hons), DipEd, MA, PhD, FASSA

Bryan Moulds, BA (Planning), CTech

Minerva Nasser-Eddine, BA (Hons), MA, PhD, GDipBusEnt

Philip Satchell, AM

Ian Short, BA (Hons), GradCertEd

2. Management personnel

Margaret Anderson, BA (Hons), MA, DipEd

Kym Cheek, BA Comm

Christine Finnimore, BA

Amanda James, BA, Grad Dip Mus Stud

Kevin Jones, BA (Hons), Grad Dip Mus Stud

Marianne Norman, BA, Grad Dip Mus Stud, Dip Mg

Mandy Paul, BA (Hons), MA, Grad Dip Mus Stud

Rebecca Rudzinski

Donna Tims

Chief Executive

Manager, Marketing

Director, Migration Museum

Senior Community History Officer

Director, South Australian Maritime Museum

Director, National Motor Museum

Senior Curator

Manager, Business Unit

Manager, Business Unit

3. Staff as at 30 June 2011

Directorate

Margaret Anderson, Chief Executive
 Suzanne Ball, Administrative Officer
 Kym Cheek, Marketing Manager
 Linda Curran, Administrative Officer
 Kerri-Lee Curtis, Administrative Officer (casual)
 Kearin Hausler, Marketing Officer
 Jill MacKenzie, Online Services Project Coordinator

Donna Paynter, Administrative Officer
 Anna Ragosa, Chief Executive's PA
 Rebecca Rudzinski, Business Manager
 Cherie Saunders, IT Officer
 Joylyne Teh, Human Resources Officer
 Donna Tims, Business Manager

Community History Programs

Karen Blackwood, Administrative Officer
 Pauline Cockrill, Community History Officer
 Judith Elton, Research Officer (casual)

Amanda James, Senior Community History Officer
 Kristy Kokegei, Curator
 Mandy Paul, Senior Curator

Migration Museum

Christine Finnimore, Director
 Jessamy Benger, Operations Manager
 Emily Branford, Museum Officer (casual)
 Toby Finch, Museum Officer (casual)
 Elizabeth Galatsanos, Museum Officer
 *Rosa Garcia, Education Officer
 Elspeth Grant, Curator
 Fiona Lukac, Museum Officer
 Catherine Manning, Senior Curator

Lata Mayer, Museum Officer
 Sue Milln, Museum Officer
 Suzanne Redman, Administrative Officer
 Deidre Robb, Museum Officer
 Ron Rogers, Museum Officer (casual)
 Michelle Samarzia, Museum Officer (casual)
 Lauren Simeoni, Museum Officer
 Pat Stretton, Museum Officer
 Joylyne Teh, Operations Manager

* Seconded from the Open Access College of the Department of Education and Children's Services (DECS)

National Motor Museum

Marianne Norman, Director
 Andrew Applebee, Museum Officer
 Suzanne Ball, Facilities Officer
 Caroline Barnett, Museum Officer
 Bruno Davids, Administrative Officer
 Steve Farrer, Museum Officer
 Jill Geary, Museum Officer (casual)
 Immanuel Hansen, Curatorial Officer, Mechanical

Ian Hay, Maintenance/Groundsman
 Brett Knuckey, Museum Officer
 Matthew Lombard, Curator
 Simon McCarthy, Museum Officer (casual)
 Pauline Renner, Events Coordinator
 Allison Russell, Senior Curator
 Kerry Smart, Museum Officer
 Sue Wheeler, Business Manager

South Australian Maritime Museum

Kevin Jones, Director
 Rebecca Baker, Administrative Officer
 Tina Barsotti, Museum Officer (casual)
 Rolf Christiansen, Museum Officer
 *Colleen DeCeukelaire, Education Officer
 Stuart Davie, Fleet Manager
 Jeff Hill, Museum Officer (casual)
 Emily Jateff, Curator

Eddy Knight, Museum Officer
 Judy Laidler, Museum Officer
 Lindl Lawton, Senior Curator
 Rob Lincoln, Museum Officer
 Patricia Mathieson, Museum Officer
 Joan Simpson, Operations Manager
 Anne Sinclair, Museum Officer (casual)

* Seconded from the Open Access College of the Department of Education and Children's Services (DECS)

4. Migration Museum Foundation committee members

| | |
|-----------|--------------------------------|
| Chair | Mr Alec Khoo |
| Treasurer | Mr Randolph Alwis, AM |
| Secretary | Ms Jessamy Bengier |
| Members | Mrs Matoula Begakis |
| | Mr Charlie Borg |
| | Dr R Dante G Juanta, OAM JP |
| | Ms Minerva Nasser-Eddine |
| | Mr Mark Quaglia |
| | The Hon Julian Stefani, OAM JP |
| | Ms Andrea Stylianou |
| | Ms Constanze Voelkel-Hutchison |
| | Ms Irena Zhang |

5. Volunteer services

History SA is extremely grateful for the services of a large number of volunteers. We could not manage our museums, special events and collections without them and thank them most sincerely for their continuing work on our behalf. In 2010–11 volunteers contributed an estimated 34 068 hours.

Directorate/Community History Programs

Mike Brown
John Davis

Matthew Bromley
Jonathan Hull

Migration Museum

Katrina Biggs
Julie Clifford
Rick Coburn
Val Darby
Robert Dare
John Gladwell
Pamela Griffiths

Helen Haltis
Tony Harris
Maureen Holbrook
Jaimi Hooper
Abigail Hutchison
Beth Jeffries
Phillippa King

Joshua La Grutta
Susan Mann
Melinda Mulley
Kathryn Powell
Kathryn Reardon
Lesley Reardon

Dave Rickard
Pauline Rickard
Meryl Thompson
Megan Tutty
Rona Ventris
Bernadette Woods

National Motor Museum

Brian Barber
Denis Basson
Noel Batten
Chris Bennett
Jeffrey Billing
Alan Boman
Jan Carr
John Carr
Joan Charrison
Ray Charrison
Brian Chesson
Arthur Clisby
Nola Clisby
Geoff Coat
Lindsay Cremin
Ivan Deller
Lynton Denton
Janet Egan
Colin Emmett

Chris Engelson
Gavin Farmer
Judy Feather
Roy Feather
Peter Flaherty
Terry Franklin
Geoffrey Glynn-Roe
Darryl Grey
Mike Hannan
Peter Harris
Steve Henderson
Alan Huggins
Danny Kay
Donald Kay
Bob Keynes
Colin Laity
Ron Lindsay
Hans Looft
Maureen Looft

David Manson
Carolyn Mason
Lindsay Mason
Malcolm McDowell
Ann Moar
Jan Mudge
Kristen Newlyn
Jarryd Nuske
Kevin Osborn
Terry Parker
Gary Paul
Russell Pearce
Des Pudney
Carol Pudney
Christine Pudney
Lionel Pudney
Dave Richardson
Greg Rees
Raelene Richter

Richard Sage
Kevin Sampson
John Schwartz
Graham Sloper
Barrie Spencer
Alan Steel
Peter Stopford
Ivan Sutton
Jim Thompson
Graeme Tomlinson
Stewart Underwood
Abbey Van Manen
John Van Manen
Wolfgang Warmer
Bill Watson
Joy Watson
Rick Whitehead

South Australian Maritime Museum

Ron Bain
Derek Berry
Alan Burkett
Bob Cole
Christopher Colyer
Tony Crosse
Nikki Crowther
Richard Crowther
Colin Dallow
Marg Dalos
Alan Dennett
Ernie Edwards
Errol Ford

Noel Garrard
Dennis Greenhill
John Gresty
Geoff Hall
Mark Howard
Dave Jenkins
Mike Keen
John Lawrence
Paul Mahar
Andrew Mangnoson
Ellis Mathews
Robyn Matthews

John McLoughlin
Eric Millar
Ron Mitchell
Kevin Morris
Rod Morris
Rex Munn
Marie O'Conner
Marcus Paparella
Mike Parsons
Jan Perry
John Pettman
Barry Poland

Dave Rickard
Keith Ridgeway
Bill Ridley
Peter Roberts
Peter Smith
Hank Van De Water
Peter Walls
Robert Warren
Neville Washington
Adriaan Westdyke
John Whittle
Robert Wright

6. Key performance indicators 2010–11

| | 2007–08 | 2008–09 | 2009–10 | 2010–11 |
|--|-----------|-----------|-----------|-----------|
| Access by the South Australian community to the State's cultural heritage | | | | |
| Visitor numbers for History SA museums (total) | 329 785 | 323 793 | 301 708 | 296 714 |
| travelling exhibitions (outward) visitor numbers (total) | 254 247 | 41 758 | 61 110 | 95 011 |
| School numbers (total) | 44 562 | 41 832 | 31 570 | 31 829 |
| Travelling exhibitions – outward | 6 | 8 | 6 | 6 |
| Number of community organisations assisted | 230 | 269 | 1 014 | 730 |
| Number of enquiries | 10 565 | 10 179 | 22 716 | 24 160 |
| Financial performance | | | | |
| Revenue generated | | | | |
| admissions | \$636 417 | \$660 251 | \$672 596 | \$645 263 |
| functions/facilities hire | \$60 079 | \$73 105 | \$60 474 | \$58 508 |
| book/gift shops | \$213 984 | \$240 286 | \$221 857 | \$209 294 |
| grants | \$70 750 | \$171 360 | \$151 616 | 0 |
| donations | \$21 890 | \$16 955 | \$16 020 | \$224 393 |
| sponsorship ✧ cash | \$187 100 | \$234 350 | \$178 598 | \$224 393 |
| other income | \$361 984 | \$274 741 | \$150 696 | \$375 809 |
| Number of volunteers on books at 30 June | 137 | 136 | 147 | 157 |
| and the estimated person hours contributed for the year | 15 144 | 24 640 | 20 116 | 34 068 |



Training community museums participants in website skills
University Seniors College, January 2011

7. External grants/sponsorship obtained (including GST)

Directorate/Community History Programs

\$27 500 Department of Education and Children's Services (DECS) Curriculum Services:
SA History online project

For 20th State History Conference

\$3 300 Heritage Branch, Department of Environment and Natural Resources
\$1 100 State Records of South Australia
\$1 100 Historical Society of South Australia
\$1 100 History Council of South Australia
\$ 275 Museums Australia (SA Branch)

For About Time: South Australia's History Festival 2011, 1 – 31 May 2011

\$26 752 Adelaide City Council
\$11 000 The University of Adelaide

Migration Museum

\$2 400 Migration Museum Foundation towards signage
\$2 200 Department for Families and Communities towards the launch of the British Child
Migrants' banner
\$1 650 Courts Administration Authority towards training materials for Impact program
\$1 100 Aboriginal Affairs and Reconciliation Division, Department of the Premier and Cabinet,
towards a youth film event
\$1 100 Office for Youth towards a youth film event

National Motor Museum

\$ 55 000 GM Holden Ltd: Marketing Sponsorship
\$ 1 500 NRMA Insurance

Rock and Roll Rendezvous event

\$9 900 Eastside Automotive
\$ 2 200 Shannons Insurance
\$1 100 Eastside Performances and Dyno Centre
\$ 825 Welsh & Leo
\$ 440 South Australian Rock n Roll School of Dance

South Australian Maritime Museum

\$ 22 000 AGL: Launch Archie Badenoch and its environment programs
\$ 25 000 Flinders Ports Pty Ltd: Exhibition and Community Access Programs
\$ 7 500 Flinders Ports Pty Ltd: Education Programs at Outer Harbour
\$ 2 200 National Science Week SA: Diversity at Sea Program
\$3 000 Western Australia Museum: Develop and Print Trial and Interpretive Guide to take tours
of Port River
\$6 600 Australian National Maritime Museum's Maritime Museums of Australia Project Support
Scheme, for a research project titled *Remembering Nelly* recording oral histories from
people who worked in the ketch trade from the 1940s to 1980s

8. Publications

James, A and Cockrill, P 'Community Museums Program News' (5 issues per year)

History SA *About Time: South Australia's History Festival 2011* publication and published on web <http://www.abouttime.sa.gov.au/about-history-week>

History SA *Bound for South Australia* published on web <http://boundforsouthaustralia.net.au/>

9. Unpublished conference papers

Anderson, M 'Museums and the Politics of Commemoration in Contemporary Multicultural Societies'. Paper presented to the International Council of Museums, History and Archaeology Conference, Helsinki, June 2011

Cockrill, P 'Creating and managing images in the digital age' (workshop). *Cross-currents: 19th State History Conference*, Murray Bridge, 6–8 August 2010

Dimitriadis, M 'Building Audiences Online'. Australian Maritime Museums Council, Mannum, 23–26 March 2011

Finnimore, C 'Backyard Frontiers, Nono Zotti's winepress and other immigrant journeys'. Australian Garden History Society conference, 22 August 2010

Jones, K 'Redeveloping Ports, Rejuvenating Heritage'. Museums Australia Conference, Melbourne 28 September – 2 October 2010

10. Community Museums Program

The following 61 museums are currently registered or accredited in the Program.

Accredited museums as at 30 June 2011

Australian Electric Transport Museum, St Kilda (Tramway Museum)
 Ayers House Museum, Adelaide
 Embroiderers' Guild Museum, Mile End
 Melrose Courthouse Heritage Centre
 Millicent National Trust Museum
 The Sheep's Back Museum, Naracoorte National Trust
 South Australian Aviation Museum, Port Adelaide
 Unley Museum
 Urrbrae House Historic Precinct

Registered museums as at 30 June 2011

| | |
|--|---|
| Adelaide Masonic Centre Museum | Mary MacKillop Penola Centre |
| Ardrossan National Trust Museum | Moonta Mines Museum |
| Army Museum of South Australia, Keswick | Mount Gambier Branch National Trust |
| Axel Stenross Maritime Museum, Port Lincoln | Mount Laura Homestead Museum, Whyalla |
| Barmera National Trust Museum, Cobdogla | National Railway Museum, Port Adelaide |
| Barossa Valley Archives and Historical Trust Museum, Tanunda | Norwood History Centre |
| Bay Discovery Centre/Holdfast Bay History Centre | Old Highercombe Hotel Folk Museum, Tea Tree Gully |
| Booleroo Steam and Traction Preservation Society | Beachport and District Branch National Trust, Old Wool and Grain Store Museum |
| Brinkworth History Group | Penneshaw Maritime and Folk Museum |
| Burra Burra Branch National Trust | Polish Hill River Church Museum, Sevenhill |
| Charles Sturt Memorial Museum Trust, Grange | Port MacDonnell Maritime Museum |
| Crystal Brook Heritage Centre | Port Pirie National Trust Museum |
| Eyre Peninsula Railway Preservation Society, Port Lincoln | Port Victoria Maritime Museum |
| Farm Shed Museum, Kadina National Trust | Prospect Hill Historical Museum |
| Friedensberg Historic German School Museum, Springton | Radium Hill Heritage Museum |
| Gawler National Trust Museum | Scholz Park Museum, Riverton |
| Goolwa National Trust Museum | South Australian Police Historical Society Inc, Thebarton |
| Kimba and Gawler Ranges Historical Society | Stansbury Museum |
| Koppio Smithy Museum | Strathalbyn National Trust Museum |
| Lameroo and District Historical Society | Swan Reach Museum |
| Latvian Museum, Wayville | The Hahndorf Academy |
| Lock and Districts Heritage Museum | Wallaroo Heritage and Nautical Museum |
| Loxton Historical Village | Whyalla Maritime Museum |
| Mallala and Districts Historical Society | Willunga Courthouse Museum |
| Mallee Tourist and Heritage Centre, Pinnaroo | Victor Harbor Branch, National Trust of South Australia |
| Mannum Dock Museum of River History | Yankalilla District Historical Museum |

10. Community Museums Program (cont.)

Allocation of grants

Museums need to be accredited or registered with History SA to be eligible for Community Museums Program (CMP) funding.

The Community Museums Program (CMP) fund is \$150 000 per annum and is open only to CMP registered and accredited museums. Applications closed on 13 August 2010. The Trust received 35 applications seeking a total of \$292 629 in funding. Nineteen projects were funded including major exhibition projects, collection management and preservation projects.

| Organisation | Project | Grant amount \$ |
|--|--|--------------------|
| Adelaide Masonic Centre Museum | Digitise and copy original photographs, artefacts, jewels and documents for storage and display | 805 |
| Australian Electric Transport Museum | Repair the shed housing the trolley bus collection and interpretive display | 16 757 |
| Ayers House Museum | Purchase shelving for museum's collection storage rooms, and light meters, humidity/temperature monitors for collection management | 6 920 |
| Bay Discovery Centre/Holdfast Bay History Centre | Produce 'White Gloves tour' video for a new Bay Discovery Centre interpretive display | 8 500 |
| Eyre Peninsula Railway Preservation Society Inc | Install storage area for photographs, posters and other documents | 6 000 |
| Farm Shed Museum | Create the first stage of display 'Sowing the Seed' | 14 996 |
| Friedensberg Historic German School Museum | Purchase new laptop computer and upgrade MOSAiC database to improve record keeping | 1 800 |
| Kimba and Gawler Ranges Historical Society | Develop interpretive signage and displays as per interpretation plan | 13 200 |
| Mallala Museum | Purchase a digital camera to digitise photos and documents, for preservation, archiving, and online access and display | 4 200 |
| National Railway Museum | Convert the museum accession register and catalogue to Collections MOSAiC program | 1 760 |
| Old Highercombe Hotel Folk Museum | Design, research and construct new display 'Home Grown - From Slab Hut to Dining Room' | 15 000 |
| Radium Hill Heritage Museum | Create a permanent display highlighting the role migrants played in developing an industry and multicultural town | 896 |
| South Australian Aviation Museum | Develop further interpretive story panels and purchase data show projector | 2 950 |
| South Australian Police Historical Society Inc | Purchase a compactus and archival boxes, in accordance with recent Preservation Needs Survey | 9 557 |
| Stansbury Museum | Create a display that illustrates aspects of local farm life in the early 1900s | 6 000 |
| Strathalbyn National Trust Museum | Purchase a computer for collections management | 1 600 |
| The Sheep's Back Museum, Naracoorte | Stage 1 development of display about environmental and social implications of wool industry | 20 000 |
| Unley Museum | Produce an exhibition on the history of suburban gardening in Adelaide and South Australia | 17 000 |
| Yankalilla District Historical Museum | Upgrade sheep and wool exhibit and outside display of early cultivation equipment | 2 059 |
| | Total | 150 000 |

11. South Australian History Fund (SAHF)

The South Australian History Fund (SAHF) aims to meet a pressing need for financial assistance to individual authors and organisations to help research and publish works of non-fiction relating to South Australian history. The fund also assists South Australia's history sector, which includes historical societies, museums and community organisations to undertake projects to preserve and present their community history.

The South Australian History Fund is \$35 000 per annum. Applications closed on 30 July 2010. Forty-seven applications were received seeking a total of \$119 232 in funding.

| Organisation/applicant | Project Type | Project | Grant \$ |
|--|--------------|---|---------------|
| Alison Painter | Publication | Complete publication of 'Beer Barons or Bankrupts? Early Brewers in South Australia' | 3 000 |
| Australian Meteorological Association (AMETA) | Research | Research the impact of weather and climate on early settlement in South Australia | 2 910 |
| Christine Garnaut and Julie Collins/Architecture Museum, UniSA | Publication | Publish a monograph on the South Australian Home Builders' Club | 3 000 |
| City of Mitcham | Project | Refurbish the original Blackwood Railway Station sign with additional historical information | 550 |
| Donovan & Associates | Publication | Publish a manuscript of the history of an SA town during World War I | 3 000 |
| Dublin History Group Inc | Project | Purchase and display memorabilia pertaining to the history of local education | 260 |
| Friends of Walkerville Wesleyan Cemetery | Publication | Publish a self-guided tour booklet for the locally heritage-listed Walkerville Wesleyan Cemetery | 2 520 |
| Gawler Public Library | Project | Create a Cultural Heritage Management Plan | 2 000 |
| Holdfast Bay History Centre | Publication | Assist with the publication of 'Holdfast Bay 1836–2011 (working title) – a pictorial history of Holdfast Bay' | 3 000 |
| Mount Lofty Districts Historical Society Inc | Project | Digitise the photographic collection, stage I | 2 000 |
| Richard Maurovic | Publication | Publish 'Samphire and Stone, a history of Dry Creek to Stockade railway' | 3 000 |
| Strathalbyn National Trust Museum | Project | Store and preserve collection of historic newspapers | 1 310 |
| The Waikerie District Historical Society Inc | Project | Purchase and install a compactus to store collection of photographs and documents | 2 000 |
| Wistow Community Hall Inc | Project | Continue to document the history of Wistow Hall | 1 450 |
| Yvonne Routledge | Research | Research and write a manuscript of the career of James Arthur Prescott in South Australia | 5 000 |
| | | Total | 35 000 |

12. SA175 Grant Fund

To assist community groups to acknowledge the 175th anniversary of the foundation of the Province of South Australia, the Unit administered a one-off grant fund using \$130 000 made available by the South Australian Government. The SA175 Grant Fund provided individual grants of up to \$3000 for small projects that explored any aspect of South Australian history. History SA received 116 applications seeking more than \$310 000 in funding. At 30 June 2011 \$115 435 had been distributed to 45 community events, interpretive projects, publications and preservation projects being undertaken throughout the State. Other groups were still to claim their grants, although the funds were committed.

| Organisation | Project | Grant \$ |
|--|---|----------|
| Adelaide Colonial Dancers | Hold a Colonial Costume Ball in the Adelaide Town Hall | 3 000 |
| Advance Kingscote | Construct and interpret a sculptural artwork showcasing 175 years of South Australian settlement | 3 000 |
| Aldinga Community Centre | Conduct local tours that include Indigenous perspectives during History Week 2011 | 1 400 |
| Architecture Museum University of South Australia | Undertake background research for a major ARC application in 2011 on Adelaide's urban social history | 2 700 |
| Architecture Museum University of South Australia and Russell and Yelland Architects | Publish a monograph on the history of SA firm Russell and Yelland Architects | 2 700 |
| Associazione Nazionale Famiglie degli Emigrati | Hold a launch for an exhibition celebrating 50 years of the organisation and its founder | 2 500 |
| Australian Refugee Association | Produce a series of short films by young people from refugee backgrounds and show in an open air cinema setting | 3 000 |
| Beachport Branch, National Trust of South Australia | Produce a booklet to complement the new exhibit showing interactions between the Buandik Indigenous people and Beachport's European settlers | 3 000 |
| Berri Barmera Council | Develop digital media compilations of photos and audio stories for the Berri District | 3 000 |
| City of Holdfast Bay/Holdfast Bay History Centre | Culturally map the Kurna people in the City of Holdfast Bay | 3 000 |
| City of Port Adelaide Enfield | Produce The Port Inhabited – moving imagery depicting the rich histories of Port Adelaide | 3 000 |
| City of Port Lincoln | Digitise a large photographic collection to enable appraisal, cataloguing and preservation | 3 000 |
| City of Tea Tree Gully Library Service | Hold a two-day event of workshops and community engagement activities leading to the creation of an Indigenous resource collection within the library | 2 600 |
| Clare Regional History Group | Compile a photographic collection illustrating the influence of transport on the development of the Clare Valley region | 3 000 |
| Cleve Districts Tourism and Development Group | Establish a heritage walk in township of Cleve | 3 000 |
| Country Arts SA | Tour the production 'Why Muriel Matters' | 3 000 |
| Embroiderers' Guild Museum | Participate in SA175 Childhood collaborative web and travelling display project | 2 905 |
| Farina Restoration Group | Develop history boards about Farina's railway precinct | 3 000 |
| Flinders University | Hold a series of public lectures by prominent historians dealing with South Australia's history | 3 000 |
| Holdfast Bay History Centre | Participate in SA175 Childhood collaborative web and travelling display project | 2 905 |
| Jamestown Development Association | Produce an interpretive sign as part of a commemorative event at Loudon Brae School | 500 |
| Kadina Branch, National Trust of South Australia | Commemorate the life of the Wallaroo Mine as a significant part of local history | 2 208 |
| Kangaroo Island Pioneers Association | Restore the grave and add an interpretive plaque for 'Governor' Henry Wallen | 2 000 |

(Continues over page)

12. SA175 Grant Fund (cont.)

| Organisation | Project | Grant \$ |
|---|---|----------------|
| Kildare College | Create an interpretive trail highlighting the lives of prominent Kurna women Ivaritji and Kudnarto | 3 000 |
| Lameroo and District Historical Society | Gather local historical photographs for digital scanning, printing and recording for the archive collection | 3 000 |
| Living Kurna Cultural Centre | Re-enact first contact between Kurna and European settlers incorporating filming of dance, ceremony and song | 2 668 |
| Lochiel Progress Association | Present an illustrated lecture of Lochiel's rich history to celebrate the centenary of the town hall | 1 000 |
| Mallala Museum | Participate in SA175 Childhood collaborative web and travelling display project | 2 905 |
| Marion Historic Village Display Group | Purchase and install interactive touch-screen equipment to complement static displays about local history | 3 000 |
| Marion Historical Society | Mount an exhibition and record people's recollections about schools that have closed in Marion | 3 000 |
| Mount Lofty Districts Historical Society | Participate in SA175 Childhood collaborative web and travelling display project | 2 905 |
| Mylor Heritage Society | Design and erect an interpretive sign for the restored Mylor Bootmakers Shop and publish a booklet about the shop's history | 1 447 |
| National Railway Museum | Re-canvas the roof of joint stock sleeping car 'Onkaparinga' | 3 000 |
| National Trust of SA State Office | Coordinate a gathering of fire vehicles at Burra in October 2011 | 3 000 |
| National Trust of SA (Ayers House) | Create soundscapes that will bring to life the sounds and experiences of Ayers House | 3 000 |
| National Trust of SA Gawler branch | Participate in SA175 Childhood collaborative web and travelling display project | 2 905 |
| National Trust of SA Moonta Branch | Publicise the history of Moonta area's health professionals during the copper mining era 1860s to 1923 | 3 000 |
| National Trust of SA Robe Branch | Develop a DVD of photographs and voiceover for inclusion in the Customs House Museum | 3 000 |
| Nunkuwarrin Yunti of South Australia | Record oral history interviews with Aboriginal people connected with the history of Nunkuwarrin Yunti | 3 000 |
| Oral History Association of Australia (SA Branch) | Develop the OHAA (SA) SA175 audio delivery web gateway of oral history interviews project | 1 350 |
| Professional Historians Association SA | Assist in preparing the PHA(SA) new SA175 website for launch in March 2011 | 500 |
| Professional Historians Association SA | Hire venue and equipment for professional historians conference 2011 | 2 000 |
| Prospect Local History Group | Produce interpretive panels for a self-guided history walking trail | 3 000 |
| Regional Council of Goyder | Produce heritage plaques for historic sites throughout the Regional Council of Goyder | 3 000 |
| Splash Theatre Company | Develop a performance about CJ Dennis and the significance of his early history growing up in the Mid-North of SA | 3 000 |
| Strathalbyn National Trust Museum | Develop and show DVDs of historical machinery in museum's collection in use | 2 984 |
| The Hahndorf Academy | Develop a multi-media presentation of the Hahndorf Pioneers Women's Walk | 2 200 |
| Tumby Bay Progress Association | Hold event 'Walk the Square...if you Dare' a re-enactment of 100 years ago commemorating the life of posties, policemen, performers, the butcher, baker, barber and billiards players | 1 578 |
| Uniting Care Wesley Port Adelaide | Undertake oral history relating to the UCWPA 'Sunday Club' programs 1960s to mid 1970s | 3 000 |
| Whyalla Maritime Museum | Develop an art exhibition of drawings by Stalky of the BHP Whyalla shipyards, 1956-1958 | 2 900 |
| YWCA of Adelaide | Use a facilitated event to capture, share and preserve YWCA of Adelaide's history and future vision | 3 000 |
| | Total | 133 760 |

13. Exhibition program

Community access

Migration Museum – The Forum

The Forum is available for community groups to mount exhibitions about their own history and experience.

Remember the Holocaust: Art & the Holocaust

Andrew Steiner Sculpture Gallery
6 June – August 2010

One Voice. One Life. One Story

Pontian Brotherhood of South Australia
7 September – 10 December 2010

Pakistan: Its contribution to multicultural Australia

Pakistani Australian Association of South Australia
12 December 2010 – 4 March 2011

San Rocco arrives with the Molinarese: 1957 – present

San Rocco Committee
7 March – 3 June 2011

Uighur Culture and History

East Turkistan Australian Association
6 June – 9 September 2011

National Motor Museum – Club Space I and II

Club Space gives motoring clubs a forum to display club member vehicles and promote their club activities. The Museum has two Club spaces.

Vintage and Veteran Motorcycle Club of SA. July 2010

Mercedes Benz Club of South Australia. July 2010 – October 2010

Chrysler Restorers Club of Australia (SA). July 2010 – October 2010

Fiat Lancia Car Club of South Australia. October 2010 – December 2010

Veteran Car Club of South Australia. October 2010 – December 2010

Alfa Romeo Owners Club (SA division). January 2011 – April 2011

Chevrolet Performance Club SA. January 2011 – April 2011

Military Vehicle Preservation Society of South Australia. April 2011 – current

SA Vintage Speedcar Association. April 2011 – current

13. Exhibition program (cont.)

Partner/collaborative exhibitions and events

History SA

Suburban Dreams: house and home in Adelaide 1945–1965

Developed in partnership with the Architecture Museum, University of South Australia

A temporary exhibition

9 June 2010 – 24 March 2011 at Migration Museum

South Australian Maritime Museum

Quest for the South Magnetic Pole

Partnership with South Australian Museum. Joint touring exhibition.

Visited Australian National Maritime Museum from 2 July – 17 October 2010

National Archives of Australia from 6 December 2010 – 6 March 2011

Warrambool Art Gallery from 2 April – June 2011

Diversity at Sea

Education program presented throughout the year

Partnership with Department of Environment and Natural Resources

Ongoing as bookings occur.

Move It Move It!

Education program presented tours of working port at Outer Harbor throughout the year

Partnership with Flinders Ports and DP World Container Terminal

Presented every second Wednesday through the year.

New permanent exhibitions

National Motor Museum

Ute-opia

Travelling exhibition celebrating 50th anniversary of the Holden ute

23 May 2011 – ongoing

Eddie Perkins – the life and legacy of an Australian pioneering racing legend

24 June 2011 – ongoing

13. Exhibition program (cont.)

Temporary exhibitions – in-house

Migration Museum

Home Stories

Partnership with Adelaide Central School of Art
30 March – 8 June 2011

Antonio Giordano, Associazione Nazionale Famiglie Degli Emigrati, (ANFE), 50th anniversary exhibition
1 – 18 April 2011

Remembered Pasts, Imagined Futures: Migration Museum Banner Project

19 April – 10 June 2011

Home is where the heart is: South Australian Immigrants in the 1950s and '60s

Based on original research and the oral histories of immigrant families, this exhibition explored what 'home' meant to many South Australians through objects, images and film.
23 February 2010 – 20 February 2011

National Motor Museum

Bay to Birdwood 30th anniversary

22 July 2010 – 30 September 2010

A drive in the Adelaide Hills: photographs by Elana Bailey

1 October 2010 – 28 January 2011

Greats of the Grid: artwork by Darren Argæt

2 February 2011 – ongoing

South Australian Maritime Museum

Pirates! Skullduggery at the Maritime Museum

6 November 2010 – 30 January 2011

Tip of the Iceberg: Unlocking the Maritime Museum's Stores

14 May 2011 – continuing

13. Exhibition program (cont.)

Touring exhibitions – incoming

Migration Museum

Suburban Dreams: house and home in Adelaide 1945 – 1965

Mandy Paul of History SA and Julie Collins of Architecture Museum, University of South Australia.
June 2010 – 23 March 2011

On their own: Britain's child migrants

A collaboration between the Australian National Maritime Museum and National Museums Liverpool, United Kingdom.
18 June – 23 September 2011

South Australian Maritime Museum

The Lost Tools of Henry Hoke

From the Institute of Backyard Studies
21 May – 5 August 2010

Freshwater Saltwater: Aboriginal and Torres Strait Islander Prints

From the Australian National Maritime Museum
21 August – 24 October 2010

Sea Chest Secret: Unlock the Maritime Mystery

From Questacon: the National Science and Technology Centre
12 February – 1 May 2011

13. Exhibition program (cont.)

Touring exhibitions — outgoing

History SA

Blue Jeans and Jungle Greens: Revisiting the 60s and 70s

Visited: Charles Sturt Library, July 2010
 West Beach Library, August 2010
 Walkerville Library, September 2010
 Mount Barker Library, October 2010
 Alexandrina Council, November 2010
 Don Dunstan Foundation function, 3 November 2010

Gallipoli: The South Australian Story

Visited: Port Augusta Library, October 2010

The Voice of the People: Democracy comes to South Australia

Visited: Alexandrina Council, July 2010
 Port Augusta Library, August 2010
 Burnside Library, November 2010

Vote Yes: the 1967 Referendum

Visited: History SA, Drill Hall, Torrens Parade Ground
 A temporary exhibition for NAIDOC Week celebrations, July 2010

Migration Museum

They Took Our Land and then Our Children: 1923 Ngarrindjeri Petition

The exhibition was jointly produced by the Migration Museum and the Ngarrindjeri Heritage Committee Inc with the support of several government departments.

Visited: Holy Family Catholic School, 25 August – 17 September 2010

South Australian Maritime Museum

Quest for the South Magnetic Pole

In partnership with the South Australian Museum

Visited: Australian National Maritime Museum, 2 July – 17 October 2010
 National Archives of Australia, 6 December 2010 – 6 March 2011
 Warrnambool Art Gallery, 2 April – 10 June 2011

13. Exhibition program (cont.)

Events/audience development

History SA

State History Conference. Murray Bridge, 6 – 8 August 2010

About Time: South Australia's History Festival. 1 – 31 May 2011

History Festival event organisers' workshop. 7 December 2010

South Australian Community History website / History Festival launch. 3 May 2011

Migration Museum

Foundation Events

Migration Museum Foundation Morning Tea. 7 September 2010, 14 December 2010 and 10 May 2011

Lord Mayor's Migration Museum Foundation 10th Anniversary Reception. 1 October 2010

Foundation Director's Tours. 13 April and 5 May 2011

Foundation Fundraiser Film Event, *Oranges and Sunshine*, at The Palace Cinema. 19 June 2011

Exhibition launches

Suburban Dreams: house and home in Adelaide 1945 – 1965. Exhibition opening. 14 July 2011

One Voice. One Life. One Story. Pontian Greek Brotherhood exhibition opening. 12 September 2010

Pakistan: Its contribution to multicultural Australia. Pakistani Australian Association of South Australia exhibition opening. 12 December 2010

San Rocco arrives with the Molinarese: 1957 – present. San Rocco Committee exhibition opening. 26 March 2011

Uighur Culture and History, East Turkistan Australian Association exhibition opening. 18 June 2011

Other events

Art & the Holocaust. Andrew Steiner and Adrianus Varas. 28 July 2010

Holocaust seminar. Derek Dalton and Peter Monteath, Flinders University, and Joseph Toltz, Sydney Conservatory of Music. 3 August 2010

Past, Present and Future Forum event. Social Inclusion Week. 25 November 2010

Trapped, No Strings Attached Theatre of Disability. Fringe Festival. February 2011

Destitute! Two performances for Come Out Festival. 28 March – 8 April 2011

Inspector Tempus History Detective. School holiday activity. 18 and 19 April 2011

Antonio Giordano, Associazione Nazionale Famiglie Degli Emigrati. (ANFE), 50th anniversary event. 2 April 2011

About Time, South Australia's History Festival

Hostel Stories Morning Tea. 2 May 2011

Curator's Tour – Favourite things. 10 May 2011

Home Stories Artists Talk. 20 May 2011

Destitute! two public performances. 27 May 2011

13. Exhibition program (cont.)

Events/audience development

National Motor Museum

Bay to Birdwood Run. 27 September 2010

2010 Rock & Roll Rendezvous. 17 April 2011

South Australian Maritime Museum

Gavin the Leafy Sea Dragon. Vacation program. 5 – 16 July 2010

One World, Many Stories, Book Week education program. 23 August – 3 September 2010

The Pirate Show. Vacation program. 4 – 21 January 2011

Pirates of Penzance, Gilbert and Sullivan Society. 21 – 22 January 2011

Dolphin Festival. 3 – 18 July 2010

Gourmet Travellers: A Sensory History of Dining at Sea. 6 May 2011

Torrens Island Quarantine Station Tours. 8, 13, 15 May 2011

Southward Bound. Education program. 16 – 20 May 2011

Museum free day. 26 June 2011



Ian Andrew and Joanna McWaters appeared the Gilbert and Sullivan Society's sold-out performances of *Pirates of Penzance* at the South Australian Maritime Museum in February 2011

14. Financial statement for the year ended 30 June 2011



Government of South Australia
Auditor-General's Department

Our ref: A11/091

29 September 2011

Mr B Moulds
Board Member
History Trust of South Australia
GPO Box 1836
ADELAIDE SA 5001

9th Floor
State Administration Centre
200 Victoria Square
Adelaide SA 5000
DX 56208
Victoria Square
Tel +618 8226 9640
Fax +618 8226 9688
ABN 53 327 061 410
audgensa@audit.sa.gov.au
www.audit.sa.gov.au

Dear Mr Moulds

The audit of the History Trust of South Australia for the year ended 30 June 2011

The audit of the accounts of the History Trust of South Australia for the year ended 30 June 2011 has been completed.

The audit covered the principal areas of the financial operations of the Trust and included the test review of systems and processes and internal controls and financial transactions.

The notable areas of audit coverage included:

- revenue, receipting and banking
- expenditure
- payroll
- financial accounting
- collections and fixed assets
- Financial Management Compliance Program.

The audit coverage and its conduct is directed to meeting statutory audit responsibilities under the *Public Finance and Audit Act 1987* and the requirements of Australian Auditing Standards. The results of the audit were generally satisfactory.

Returned herewith are the financial statements of the Trust together with the independent auditor's report, which is unmodified.

I appreciate the assistance provided by the officers of the Trust in the conduct of the audit.

Yours sincerely

S O'Neill
AUDITOR-GENERAL

enc

INDEPENDENT AUDITOR'S REPORT

Government of South Australia
Auditor-General's Department

9th Floor
State Administration Centre
200 Victoria Square
Adelaide SA 5000
DX 56208
Victoria Square
Tel +618 8226 9640
Fax +618 8226 9688
ABN 53 327 061 410
audgense@audit.sa.gov.au
www.audit.sa.gov.au

To the Members
History Trust of South Australia

As required by section 31 of the *Public Finance and Audit Act 1987* and section 17 of the *History Trust of South Australia Act 1981*, I have audited the accompanying financial report of the History Trust of South Australia for the financial year ended 30 June 2011. The financial report comprises:

- a Statement of Comprehensive Income for the year ended 30 June 2011
- a Statement of Financial Position as at 30 June 2011
- a Statement of Changes in Equity for the year ended 30 June 2011
- a Statement of Cash Flows for the year ended 30 June 2011
- notes, comprising a summary of significant accounting policies and other explanatory information
- a Certificate from the Board Member, Acting Chief Executive Officer and Business Managers.

The Trust's Responsibility for the Financial Report

The members of the Trust are responsible for the preparation of the financial report that gives a true and fair view in accordance with the Treasurer's Instructions promulgated under the provisions of the *Public Finance and Audit Act 1987* and Australian Accounting Standards, and for such internal control as the members of the Trust determine is necessary to enable the preparation of the financial report that is free from material misstatement, whether due to fraud or error.

Auditor's Responsibility

My responsibility is to express an opinion on the financial report based on the audit. The audit was conducted in accordance with the requirements of the *Public Finance and Audit Act 1987* and Australian Auditing Standards. The auditing standards require that the auditor comply with relevant ethical requirements and that the auditor plan and perform the audit to obtain reasonable assurance about whether the financial report is free from material misstatement.

An audit involves performing procedures to obtain audit evidence about the amounts and disclosures in the financial report. The procedures selected depend on the auditor's judgement, including the assessment of the risks of material misstatement of the financial report, whether due to fraud or error. In making those risk assessments, the auditor considers internal control relevant to the entity's preparation of the financial report that gives a true and fair view in order to design audit procedures that are appropriate in the circumstances. An audit also includes evaluating the appropriateness of the accounting policies used and the reasonableness of accounting estimates made by the members of the Trust, as well as the overall presentation of the financial report.

I believe that the audit evidence I have obtained is sufficient and appropriate to provide a basis for my audit opinion.

Opinion

In my opinion, the financial report gives a true and fair view of the financial position of the History Trust of South Australia as at 30 June 2011, its financial performance and its cash flows for the year then ended in accordance with the Treasurer's Instructions promulgated under the provisions of the *Public Finance and Audit Act 1987* and Australian Accounting Standards.



S O'Neill
AUDITOR-GENERAL
29 September 2011

History Trust of South Australia

Certification of the Financial Statements

We certify that the attached general purpose financial statements for the History Trust of South Australia:

- comply with relevant Treasurer's instructions issued under section 41 of the *Public Finance and Audit Act 1987*, and relevant Australian Accounting Standards;
- are in accordance with the accounts and records of the Trust; and
- present a true and fair view of the financial position of the History Trust of South Australia as at 30 June 2011 and the results of its operation and cash flows for the financial year.

We certify that the internal controls employed by the History Trust of South Australia for the financial year over its financial reporting and its preparation of the general purpose financial statements have been effective throughout the reporting period.



D Tims
Business Manager
HISTORY TRUST OF SOUTH AUSTRALIA
28/9/2011



K Jones
Acting Chief Executive Officer
HISTORY TRUST OF SOUTH AUSTRALIA
28/9/2011



R Rudzinski
Business Manager
HISTORY TRUST OF SOUTH AUSTRALIA
28/9/2011



B Moulds
Board Member
HISTORY TRUST OF SOUTH AUSTRALIA
28/9/2011

History Trust of South Australia

STATEMENT OF COMPREHENSIVE INCOME

For the year ended 30 June 2011

| | Note No. | 2011 \$'000 | 2010 \$'000 |
|--|-------------|----------------|----------------|
| Expenses | | | |
| Staff expenses | 4 | 3 432 | 3 339 |
| Supplies and services | 5 | 2 692 | 2 834 |
| Depreciation expenses | 6 | 680 | 670 |
| Grant payments | 7 | 312 | 166 |
| Total expenses | | 7 116 | 7 009 |
| Income | | | |
| Revenues from fees and charges | 9 | 1 076 | 1 057 |
| Interest revenues | 10 | 143 | 116 |
| Resources received free of charge | 13 | 157 | 109 |
| Other income | 11 | 768 | 980 |
| Total income | | 2 144 | 2 262 |
| Net cost of providing services | | (4 972) | (4 747) |
| Revenues from / payments to SA Government | | | |
| Revenue from SA Government – recurrent operating | | 4 641 | 4 365 |
| Revenue from SA Government – capital grant | | 182 | 521 |
| Total revenues from SA Government | | 4 823 | 4 886 |
| Net result | | (149) | 139 |
| Other comprehensive income | | | |
| (Loss) on revaluation of heritage collections | | (31) | (224) |
| Total comprehensive result | | (180) | (85) |

The net result and total comprehensive result are attributable to the SA Government as owner

History Trust of South Australia

STATEMENT OF FINANCIAL POSITION

As at 30 June 2011

| | Note No. | 2011 \$'000 | 2010 \$'000 |
|--------------------------------------|-------------|----------------|----------------|
| Current assets | | | |
| Cash and cash equivalents | 21 | 1 655 | 1 946 |
| Receivables | 12 | 166 | 75 |
| Inventories | | 112 | 112 |
| Total current assets | | 1 933 | 2 133 |
| Non-current assets | | | |
| Property, plant and equipment | 13 | 19 837 | 20 326 |
| Heritage collections | 13 | 11 307 | 11 181 |
| Total non-current assets | | 31 144 | 31 507 |
| Total assets | | 33 077 | 33 640 |
| Current liabilities | | | |
| Payables | 14 | 121 | 415 |
| Staff benefits | 15 | 356 | 442 |
| Provisions | 16 | 20 | 18 |
| Total current liabilities | | 497 | 875 |
| Non-current liabilities | | | |
| Payables | 14 | 39 | 48 |
| Staff benefits | 15 | 440 | 444 |
| Provisions | 16 | 66 | 58 |
| Total non-current liabilities | | 545 | 550 |
| Total liabilities | | 1 042 | 1 425 |
| Net Assets | | 32 035 | 32 215 |
| Equity | | | |
| Retained earnings | 17 | 16 784 | 16 933 |
| Asset revaluation surplus | 17 | 15 251 | 15 282 |
| Total Equity | | 32 035 | 32 215 |

The total equity is attributable to the SA Government as owner

Unrecognised contractual commitments

19

Contingent assets and liabilities

20

History Trust of South Australia

STATEMENT OF CHANGES IN EQUITY

For the year ended 30 June 2011

| | Note No | Asset Revaluation Surplus \$'000 | Retained Earnings \$'000 | Total \$'000 |
|---|------------|---|--------------------------------|-----------------|
| Balance at 30 June 2009 | | 15 506 | 16 794 | 32 300 |
| Net result for 2009-10 | | - | 139 | 139 |
| Loss on revaluation of heritage collections during 2009-10 | | (224) | - | (224) |
| Total comprehensive result for 2009-10 | | (224) | 139 | (85) |
| Balance at 30 June 2010 | 17 | 15 282 | 16 933 | 32 215 |
| Net result for 2010-11 | | - | (149) | (149) |
| Loss on revaluation of heritage collections during 2009-10 | | (31) | - | (31) |
| Total comprehensive result for 2010-11 | | (31) | (149) | (180) |
| Balance at 30 June 2011 | 17 | 15 251 | 16 784 | 32 035 |

All changes in equity are attributable to SA Government as owner.

The above statement should be read in conjunction with the accompanying notes

History Trust of South Australia

STATEMENT OF CASH FLOWS

For the year ended 30 June 2011

| | Note No. | 2011 \$'000 | 2010 \$'000 |
|--|-------------|----------------|----------------|
| Cash flows from operating activities | | | |
| Cash outflows | | | |
| Staff payments | | (3 530) | (3 277) |
| Payments for supplies and services | | (2 977) | (2 589) |
| Payments of grants | | (312) | (166) |
| Cash (used in) operations | | (6 819) | (6 032) |
| Cash inflows | | | |
| Fees and charges | | 986 | 1 023 |
| Interest received | | 142 | 114 |
| Other receipts | | 768 | 980 |
| Cash generated from operations | | 1 896 | 2 117 |
| Cash flows from SA Government | | | |
| Receipts from SA Government – recurrent operating | | 4 641 | 4 365 |
| Receipts from SA Government – capital grant | | 182 | 521 |
| Cash generated from SA Government | | 4 823 | 4 886 |
| Net cash provided by (used in) operating activities | 21 | (100) | 971 |
| Cash flows from investing activities | | | |
| Cash outflows | | | |
| Purchase of property, plant and equipment | | (191) | (595) |
| Net cash (used in) investing activities | | (191) | (595) |
| Net increase (decrease) in cash and cash | | (291) | 376 |
| Cash and cash equivalents at the beginning of the 1 July | | 1 946 | 1 570 |
| Cash and cash equivalents at the end of 30 June | 21 | 1 655 | 1 946 |

History Trust of South Australia

NOTE INDEX

| | |
|--|---------|
| Objectives of the History Trust of South Australia (the Trust) | Note 1 |
| Summary of significant accounting policies | Note 2 |
| Activities of the Trust | Note 3 |
| Expenses notes | |
| Staff benefits expenses | Note 4 |
| Remuneration of staff | Note 4 |
| Supplies and services | Note 5 |
| Depreciation expenses | Note 6 |
| Grant payments | Note 7 |
| Auditor's remuneration | Note 8 |
| Income notes | |
| Revenue from fees and charges | Note 9 |
| Interest revenues | Note 10 |
| Resources received free of charge | Note 13 |
| Other income | Note 11 |
| Asset notes | |
| Cash and cash equivalents | Note 21 |
| Receivables | Note 12 |
| Property, plant and equipment | Note 13 |
| Heritage collections | Note 13 |
| Liability notes | |
| Payables | Note 14 |
| Staff benefits | Note 15 |
| Provisions | Note 16 |
| Equity notes | |
| Equity | Note 17 |
| Other notes | |
| Financial instructions/financial risk management | Note 18 |
| Unrecognised contractual commitments | Note 19 |
| Contingent assets and liabilities | Note 20 |
| Cash flow reconciliation | Note 21 |
| Remuneration of Board Members | Note 4 |

NOTES TO THE FINANCIAL STATEMENTS

Note 1. Objectives of the History Trust of South Australia (the Trust)

The Trust's objectives are to:

- raise the level of community and schools-based participation in the study and enjoyment of South Australian history and the preservation of its evidence;
- mount popular exhibitions, events and other public programs on South Australian history and actively involve the community in their research and preparation;
- preserve the state's collection of movable items;
- provide advice and assistance to museums, historical societies and authors.

The Trust is charged with the management of the History Trust of South Australia, as prescribed under the *History Trust of South Australia Act 1981*.

The Trust's principal source of funds consists of grants from the State Government.

Note 2. Summary of Significant Accounting Policies

a) Statement of compliance

The financial statements are general purpose financial statements. The accounts have been prepared in accordance with relevant Australian Accounting Standards and Treasurer's Instructions and Accounting Policy Statements promulgated under the provision of the *Public Finance and Audit Act 1987*.

Except for Australian Accounting Standards, AASB 2009-12, which the Trust has early adopted, Australian Accounting Standards and interpretations that have recently been issued or amended but are not yet effective have not been adopted by the Trust for the reporting period ending 30 June 2011.

b) Basis of preparation

The preparation of the financial statements requires:

- the use of certain accounting estimates and requires management to exercise its judgment in the process of applying the Trust's accounting policies. The areas involving a higher degree of judgment or where assumptions and estimates are significant to the financial statements, these are outlined in the applicable notes;
- accounting policies are selected and applied in a manner which ensures that the resulting financial information satisfies the concepts of relevance and reliability, thereby ensuring that the substance of the underlying transactions or other events are reported; and
- compliance with Accounting Policy Statements issued pursuant to section 41 of the *Public Finance and Audit Act 1987*. In the interest of public accountability and transparency the Accounting Policy Statements require the following note disclosures, which have been included in this financial Statement:
 - a) revenues, expenses, assets and liabilities where the counterparty/transaction is with an entity within the SA Government as at reporting date, classified according to their nature. A threshold of \$100 000 for separate identification of these items applies;
 - b) staff whose normal remuneration is equal to or greater than the base executive level (within \$10 000 bandwidths) and the aggregate of the remuneration paid or payable or otherwise made available, directly or indirectly by the entity to those staff; and
 - c) board member and remuneration information, where a board member is entitled to receive income from membership other than a direct out-of-pocket reimbursement.

The Trust's Statement of Comprehensive Income, Statement of Financial Position, and Statement of Changes in Equity have been prepared on an accrual basis and are in accordance with the historical cost convention, except for certain assets that were valued in accordance with the valuation policy applicable.

The Statement of Cash Flows has been prepared on a cash basis.

The financial statement has been prepared based on a twelve month period and presented in Australian currency.

The accounting policies set out below have been applied in preparing the financial statements for the year ended 30 June 2011 and the comparative information presented.

c) The Reporting Entity

The financial statements include all activities of the Trust. The Migration Museum Foundation Incorporated has not been consolidated into the financial statements of the Trust, as its transactions are considered immaterial. For an outline of the Migration Museum Foundation Incorporated transactions and assets refer to note 22. There are no inter-entity transactions or balances.

d) Comparative information

The presentation and classification of items in the financial statements are consistent with prior periods except where specific revised Accounting Standards and/or Accounting Policy Statements has required a change.

Where presentation or classification of items in the financial statements have been amended, comparative figures have been adjusted to conform to changes in presentation or classification in these financial statements unless impractical.

The restate comparative amounts do not replace the original financial statement for the preceding period.

e) Rounding

All amounts in the financial statements and accompanying notes have been rounded to the nearest thousand dollars (\$'000).

f) Taxation

The Trust is not subject to income tax. The Trust is liable for payroll tax, fringe benefits tax, goods and services tax (GST), emergency services levy and local government rates.

Income, expenses and assets are recognised net of the amount of GST except:

- When the GST incurred on a purchase of goods or services is not recoverable from the Australian Taxation Office, in which case the GST is recognised as part of the cost of acquisition of the asset or as part of the expense item applicable; and
- Receivables and payables, which are stated with the amount of GST included.

The net amount of GST recoverable from, or payable to the Australian Taxation Office is not included as part of receivables or payables in the Statement of Financial Position as the Trust is a member of an approved GST group of which Arts SA, a division of the Department of Premier and Cabinet, is responsible for the remittance and collection of GST. There are no cash flows relating to GST transactions with the Australian Taxation Office in the Statement of Cash Flows.

Unrecognised contractual commitments and contingencies are disclosed net of the amount of GST recoverable from, or payable to the Australian Taxation Office. If GST is not payable to, or recoverable from the Australian Taxation Office, the commitments and contingencies are disclosed on a gross basis.

g) Income

Income is recognised to the extent that it is probable that the flow of economic benefits to the Trust will occur and can be reliably measured.

Income has been aggregated according to their nature and has not been offset unless required or permitted by a specific accounting standard, or where offset unless required or permitted by a specific Accounting Standard, or where offsetting reflects the substance of the transaction or other event.

The notes accompanying the financial statements disclose income where the counterparty/transaction is with an entity within the SA Government as at the reporting date, classified according to their nature.

Fees and charges

Revenues from fees and charges are derived from the provisions of goods and services to other SA government agencies and to the public. This revenue is recognised upon delivery of the service to the clients or by reference to the stage of completion.

Interest revenue

Interest revenue is recognised on a proportional basis taking into account the interest rates applicable to the financial assets.

Resources received free of charge

Resources received free of charge are recorded as revenue in the Statement of Comprehensive Income at their fair value. Contributions of services are recognised only when a fair value can be determined reliably and the services would be purchased if they had not been donated.

Revenues from SA Government

Revenues from SA Government are recognised as revenue when the Trust obtains control over the funding. Control over appropriations is normally obtained upon receipt.

Other income

Other income consists of donations, grants and sponsorships. Income from the rendering of a service is recognised upon the delivery of the service to the customers. Government Grants are recognised as revenues in the period in which the Trust obtains control over the grants. Control over these revenues is normally obtained upon receipt.

h) Expenses

Expenses are recognised to the extent that it is probable that the flow of economic benefits from the Trust will occur and can be reliably measured.

Expenses have been aggregated according to their nature and have not been offset unless required or permitted by a specific Accounting Standard, or where offsetting reflects the substance of the transaction or other event.

The notes accompanying the financial statements disclose expenses where the counterparty/transaction is with an entity with the SA Government as at the reporting date, classified according to their nature

The following are specific recognition criteria:

Employee benefits expenses

Employee expense includes all cost related to employment including wages and salaries, non-monetary benefits and leave entitlements. These are recognised when incurred.

Superannuation

The amount charged to the Statement of Comprehensive Income represents the contributions made by the Trust to the superannuation plan in respect of current services of current trust staff. The Department of Treasury and Finance centrally recognises the superannuation liability in the whole of government financial statements.

Depreciation and amortisation

All non-current assets, having a limited useful life, are systematically depreciated over their useful lives in a manner that reflects the consumption of their service potential.

Assets' residual values, useful lives and depreciation method are reviewed and adjusted if appropriate, on an annual basis.

Changes in the expected useful life or the expected pattern of consumption of future economic benefits embodied in the asset are accounted for prospectively by changing the time period or method, as appropriate, which is a change in accounting estimate.

Heritage Collections and land have unlimited useful lives. Their future economic benefits have not been consumed during the financial year. Therefore no depreciation is recognised in respect of these assets.

Depreciation/amortisation is calculated on a straight line basis over the estimated useful life of the following classes of assets as follows:

| Class of asset | Useful life (years) |
|----------------------------|----------------------------|
| Buildings and Improvements | 20 to 100 |
| Plant and Equipment | 3 to 25 |

Grants

For contributions payable, the contribution will be recognised as a liability and expense when the entity has a present obligation to pay the contribution and the expense recognition criteria are met.

All contributions paid by the Trust have been contributions with unconditional stipulations attached.

i) Current and non-current classification

Assets and liabilities are characterised as either current or non-current in nature. Assets and liabilities that are sold, consumed or realised as part of the normal operating cycle have been classified as current assets or current liabilities. All other assets and liabilities are classified as non-current.

j) Assets

Assets have been classified according to their nature and have not been offset unless required or permitted by a specific accounting standard, or where offsetting reflects the substance of the transaction or other event.

The notes accompanying the financial statements disclose financial assets where the counterparty/transaction is with an entity within the SA Government as at the reporting date, classified according to their nature.

Cash and cash equivalents

Cash and cash equivalents in the Statement of Financial Position include cash at bank and on hand.

Cash is measured at nominal value.

Receivables

Receivables include amounts receivable from goods and services and other accruals.

Receivables arise in the normal course of selling goods and service to other government agencies and to the public. Receivables are generally settled within 30 days after the issue of an invoice or the goods/services have been provided under a contractual arrangement.

The Trust determines the provision for doubtful debts based on a review of balances within receivables that are unlikely to be collected. These are generally receivables that are 90 days or more overdue.

Inventories

Inventories include goods and other property held for either sale or distribution at no or nominal cost in the ordinary course of business.

Non-current assets - Acquisition and recognition

Non-current assets are initially recorded at cost or at the value of any liabilities assumed, plus any incidental cost involved with the acquisition. Non-current assets are subsequently measured at fair value less accumulated depreciation.

Where assets are acquired at no value, or minimal value, they are recorded at their fair value in the Statement of Financial Position.

All non-current assets with a value equal to or in excess of \$5,000 are capitalised.

Revaluation of non-current assets*Land and Buildings*

Land and buildings have been valued at written down current cost (a proxy for fair value). Valuations of land and buildings were determined as at 30 June 2008 by Tim Nankivell, Australian Valuation Office. Land and buildings are independently valued every five years.

Plant and Equipment

Plant and equipment have been valued at historical cost.

Heritage Collections

The heritage collections are large and diverse. They include many items that are complex to value given considerations of market value and their unique representation of South Australia's social history.

Heritage Collections have been valued at fair value and are independently revalued every five years.

The heritage collections have been revalued as follows:

- National Motor Museum collections as at 30 June 2009
- Migration Museum collections as at 30 June 2010
- South Australian Maritime Museum collections as at 30 June 2007
- Directorate history collections as at 30 June 2010

The external valuations were carried out by the following recognised industry experts:

| Collection | Industry Expert |
|----------------------------------|--------------------------------|
| National Motor Museum | Antony Davies |
| South Australian Maritime Museum | Christine Courtney, SeaWitch |
| South Australian Maritime Museum | George Codz Marine |
| Migration Museum | Anthony Hurl, Tusmore Antiques |
| Directorate | Anthony Hurl, Tusmore Antiques |

Impairment

All non-current assets have been tested for indication of impairment at reporting date. Where there is indication of impairment, the recoverable amount is estimated. The amount by which the assets carrying amount exceeds the recoverable amount is recorded as an impairment loss. For revalued assets, an impairment loss is offset against the respective asset revaluation surplus.

Asset revaluation surplus

Any revaluation increment is credited to the asset revaluation surplus, except to the extent that it reverses a revaluation decrease of the same asset class previously recognised in the Statement of Comprehensive Income, in which case the increase is recognised in the Statement of Comprehensive Income.

Any revaluation decrease is recognised in the Statement of Comprehensive Income, except to the extent that it offsets a previous revaluation increase for the same asset class, in which case the decrease is debited directly to the asset revaluation surplus to the extent of the credit balance existing in revaluation surplus for that asset class.

k) Liabilities

Liabilities have been classified according to their nature and have not been offset unless required or permitted by a specific accounting standard, or where offsetting reflects the substance of the transaction or other event.

The notes accompanying the financial statements disclose financial liabilities where the counterparty/transaction is with an entity within the SA Government as at the reporting date, classified according to their nature.

Payables

Payables include creditors, accrued expenses and employment on-costs.

Creditors represent the amounts owing for goods and services received prior to the end of the reporting period that are unpaid at the end of the reporting period. Creditors include all unpaid invoices received relating to the normal operations of the Trust.

Accrued expenses represent goods and services provided by other parties during the period that are unpaid at the end of the reporting period and where an invoice has not been received.

All payables are measured at their nominal amount and are normally settled within 30 days from the date of the invoice or date the invoice is first received.

Staff benefit on-costs include payroll tax and superannuation contributions in respect to outstanding liabilities for salaries and wages, long service leave and annual leave.

The Trust makes contributions to the SA Government superannuation schemes. There is no liability for payments to beneficiaries as they have been assumed by the respective superannuation schemes. The only liability outstanding at reporting date relates to any contributions due but not yet paid to the South Australian Superannuation Board.

Leases

The determination of whether an arrangement is or contains a lease is based on the substance of the arrangement.

The Trust has entered into operating leases.

Operating Leases

The Trust has entered into a number of operating lease agreements for accommodation, plant and equipment where the lessors effectively retain the entire risks and benefits incidental to ownership of the items held under the operating leases.

Operating lease payments are recognised as an expense in the Statement of Comprehensive Income on a straight-line basis over the lease term. The straight-line basis is representative of the pattern of benefits derived from the leased assets.

Staff benefits

These benefits accrue for staff as a result of services provided up to the reporting date that remain unpaid. Non current staff benefits are measured at nominal amounts.

Wages, salaries, annual leave and sick leave

The liability for salaries and wages are measured as the amount unpaid at the reporting date at remuneration rates current at reporting date.

The annual leave liability is expected to be payable within twelve months and is measured at the undiscounted amount expected to be paid.

No provision has been made for sick leave as all sick leave is non-vesting and the average sick leave taken in future years by staff is estimated to be less than the annual entitlement of sick leave.

Long service leave

The liability for long service leave is recognised after a staff member has completed 5.0 (5.5) years of service. An actuarial assessment of long service leave undertaken by the Department of Treasury and Finance based on a significant sample of staff members throughout the South Australian public sector determined that the liability measured using the short hand method was not materially different from the liability measured using the present value of expected future payments. This calculation is consistent with the Trust's experience of employee retention and leave taken.

Provision

Provisions are recognised when the Trust has a present obligation as a result of a past event, it is that an outflow of resources embodying economic benefits will be required to settle the obligation and a reliable estimate can be made of the amount of the obligation.

When the Trust expects some or all of the provisions to be reimbursed, the reimbursement is virtually certain. The expense relating to any provision is presented in the Statement of Comprehensive Income net of any reimbursement.

Provisions are measured at the present value of management best estimate of the expenditure required to settle the present obligation at the reporting date. If the effect of the time value of money is material, provisions are discounted for the time value of money and the risks specific to the liability.

The workers compensation provision is an actuarial estimate of the outstanding liability as at 30 June 2011 provided by consulting actuary engaged through the Public Sector Workforce Relations Division of the Department of Premier and Cabinet. The position is for the estimated cost of ongoing payments to employees as required under current legislation.

The Trust is responsible for the payments of workers compensation claims.

1) Unrecognised contractual commitments

Commitments include operating, capital and outsourcing arrangements arising from contractual or statutory sources and are disclosed at their nominal value.

Unrecognised contractual commitments are disclosed net of the amount of GST recoverable from, or payable to the Australian Taxation Office. If GST is not payable to or recoverable from the Australian Taxation Office, the commitments are disclosed on a gross basis.

m) Insurance

The Trust has arranged, through the South Australian Government Financing Authority SAICORP division, to insure all major risks of the Trust. The excess payable under this arrangement varies depending on each class of insurance held.

n) Correction of errors

Due to the heritage collection revaluation downwards being incorrectly recorded in the statement of comprehensive income for the year ended 30 June 2010, expenses were overstated by \$274,000 in 2009-10. This error had the effect of understating the net cost of providing services by \$274,000 in 2009-10 and overstating retained earnings at 30 June 2010.

The error has been corrected by restating each of the affected financial statement line items for the prior year.

Note 3. Activities of the Trust

Activities of the Trust has not been separately disclosed as the Trust has one identifiable major activity, being the maintenance and preservation of the state's historical collections and raising community awareness of the state's history.

Note 4. Staff benefits expenses

| | 2011 | 2010 |
|--------------------------------------|---------------|---------------|
| | \$'000 | \$'000 |
| Salaries and wages | 2 764 | 2 727 |
| Superannuation | 285 | 305 |
| Long service leave | 129 | 79 |
| Annual leave | 26 | 41 |
| Payroll tax | 128 | 126 |
| Board fees | 7 | 8 |
| Workers compensation | 11 | 19 |
| Other staff related expenses | 82 | 34 |
| Total Staff benefits expenses | 3 432 | 3 339 |

Remuneration of staff

The number of staff whose remuneration received or receivable falls within the following band:

| | Number of staff | Number of staff |
|------------------------------|------------------------|------------------------|
| | 2011 | 2010 |
| \$150,000 - \$159,999 | - | 1 |
| \$160,000 - \$169,999 | 1 | - |
| Total number of staff | 1 | 1 |

The table includes all staff who received remuneration equal to or greater than the base executive remuneration level during the year. Remuneration of staff reflects all costs including salaries and wages, payment in lieu of leave, superannuation contributions, fringe benefits tax and other salary sacrifice benefits. The total remuneration received by these staff for the year was \$162,000 (\$152,000).

Accounting Policy Change

In accordance with the revised Accounting Policy Framework II *General Purpose Financial Framework*, the Trust has changed its accounting policy and now disclosed staff who receive remuneration equal to or greater than the base executive remuneration level rather than all employees who receive remuneration equal to or greater than \$100,000. The impact of this change in accounting policy is the number employees disclosed has reduced by 1 for 2011 and 2 for 2010.

Remuneration of Board Members

The number of Board Members who received income from the Trust fell within the following bands:

| | Number of Board Members | Number of Board Members |
|--------------------------------------|--------------------------------|--------------------------------|
| | 2011 | 2010 |
| \$0 - \$9,999 | 8 | 8 |
| Total number of Board Members | 8 | 8 |

The total income received by these Board Members for the year was \$7,000 (\$8,000). Board Members do not receive superannuation payments.

Related party disclosures

During the financial year the following persons held a position on the Trust;

| | |
|------------------------|--------------------|
| Mr P Broderick (Chair) | Mr B Moulds |
| Ms C Elstob | Ms M Nasser-Eddine |
| Dr A Mackinnon | Mr P. Satchell |
| Prof S Magarey | Mr I Short |

The members of the Trust, or their related entities, have transactions with the Board that occur within a normal customer or supplier relationship on terms and conditions no more favourable than those with which it is reasonably expected the entity would have adopted if the transactions were undertaken with any other entity at arm's length in similar circumstances.

Note 5. Supplies and services

| | 2011 | 2010 |
|---|---------------|---------------|
| | \$'000 | \$'000 |
| Supplies and services provided by entities external to the SA Government | | |
| Accommodation | 261 | 301 |
| Building maintenance | 64 | 94 |
| Communication and stationery | 201 | 186 |
| Cost of goods sold | 130 | 127 |
| Exhibitions and collections | 252 | 278 |
| Information technology | 83 | 56 |
| Insurance & risk management | 80 | 77 |
| Marketing and promotion | 221 | 204 |
| Minor equipment | 87 | 57 |
| Operating leases | 54 | 113 |
| Professional fees | 154 | 55 |
| Projects | 158 | 204 |
| Travel | 55 | 65 |
| Other | 123 | 179 |
| Total supplies and services – Non SA Government entities | 1 923 | 1 996 |
| Supplies and services provided by entities within the SA Government | | |
| Building maintenance | 225 | 239 |
| Business Services Charges | 127 | 126 |
| Conservation | 240 | 247 |
| Operating leases | 177 | 226 |
| Total supplies and services – SA Government entities | 769 | 838 |
| Total supplies and services | 2 692 | 2 834 |

Note 6. Depreciation expenses

| | 2011 | 2010 |
|------------------------------------|---------------|---------------|
| | \$'000 | \$'000 |
| Buildings and improvements | 640 | 640 |
| Plant and equipment | 40 | 30 |
| Total depreciation expenses | 680 | 670 |

Note 7. Grant payments

| | 2011 | 2010 |
|--|---------------|---------------|
| | \$'000 | \$'000 |
| 175 th Anniversary of European Settlement | 117 | - |
| South Australian History Fund | 38 | 21 |
| Community Museums Program | 157 | 145 |
| Total grant payments | 312 | 166 |

Note 8. Auditor's remuneration

| | 2011 | 2010 |
|---|---------------|---------------|
| | \$'000 | \$'000 |
| Audit fees paid/payable to the Auditor-General's Department | 40 | 38 |
| Total audit fees - SA Government entities | 40 | 38 |

Other Services

No other services were provided by the Auditor-General's Department to the Trust.

Note 9. Revenues from fees and charges

| | 2011 | 2010 |
|--|---------------|--------|
| | \$'000 | \$'000 |
| Revenues from fees and charges | | |
| Admissions and Tours | 645 | 673 |
| Facilities and rent | 59 | 60 |
| Sales of goods | 209 | 222 |
| Other Sales | 163 | 102 |
| Total revenue from fees and charges | 1 076 | 1 057 |

Note 10. Interest revenues

| | 2011 | 2010 |
|------------------------------------|---------------|--------|
| | \$'000 | \$'000 |
| Interest on deposit with Treasurer | 143 | 116 |
| Total interest revenues | 143 | 116 |

Note 11. Other income

| | 2011 | 2010 |
|---|---------------|--------|
| | \$'000 | \$'000 |
| Other income received/receivable from entities external to the SA Government | | |
| Sponsorship | 194 | 149 |
| Community Arts Development program | 30 | 30 |
| Grants | 10 | 180 |
| Other receipts | 19 | 23 |
| Total other income– Non SA Government entities | 253 | 382 |
| Other incomes received/receivable from entities within the SA Government | | |
| Artlab Conservation | 240 | 247 |
| Business Services | 127 | 126 |
| Grants | 148 | - |
| Recoveries | - | 225 |
| Total other income – SA Government entities | 515 | 598 |
| Total other income | 768 | 980 |

Note 12. Receivables

| | 2011 | 2010 |
|--------------------------|---------------|--------|
| | \$'000 | \$'000 |
| Receivables | | |
| Debtors | 159 | 69 |
| Accrued revenue | 7 | 6 |
| Total receivables | 166 | 75 |

Note 13. Property, plant and equipment and heritage collections

| | 2011 | 2010 |
|---|---------------|---------------|
| | \$'000 | \$'000 |
| Land, buildings and improvements | | |
| Land at fair value | 5 565 | 5 565 |
| Buildings and improvements at fair value | 36 818 | 36 818 |
| Works in Progress | 717 | 535 |
| Accumulated Depreciation | (23 375) | (22 735) |
| Total land, buildings and improvements | 19 725 | 20 183 |
| Plant and equipment | | |
| Plant and equipment at cost (deemed fair value) | 330 | 321 |
| Accumulated depreciation | (218) | (178) |
| Total plant and equipment | 112 | 143 |
| Total heritage collections | 11 307 | 11 181 |
| Total property, plant and equipment and heritage collections | 31 144 | 31 507 |

Valuation of land, buildings and improvements

A valuation of land, buildings and improvements was performed by an independent valuer from the Australian Valuation Office as at 30 June 2008. The valuer arrived at fair value based on recent market transactions for similar land and buildings in the area taking into account zoning and restricted use.

Impairment

There were no indications of impairment of property, plant and equipment assets at 30 June 2011.

Reconciliation of property, plant and equipment 2011

| | Land | Buildings & Improvements | Plant & Equipment | WIP | Total |
|-----------------------------------|--------------|--------------------------|-------------------|------------|---------------|
| | \$'000 | \$'000 | \$'000 | \$'000 | \$'000 |
| Carrying amount at 1 July | 5 565 | 14 083 | 143 | 535 | 20 326 |
| Depreciation expense | - | (640) | (40) | - | (680) |
| Additions | - | - | 9 | 182 | 191 |
| Carrying amount at 30 June | 5 565 | 13 443 | 112 | 717 | 19 837 |

Reconciliation of property, plant and equipment 2010

| | Land | Buildings & Improvements | Plant & Equipment | WIP | Total |
|-----------------------------------|--------------|--------------------------|-------------------|------------|---------------|
| | \$'000 | \$'000 | \$'000 | \$'000 | \$'000 |
| Carrying amount at 1 July | 5 565 | 14 722 | 114 | - | 20 401 |
| Depreciation expense | - | (640) | (30) | - | (670) |
| Additions | - | 1 | 59 | 535 | 595 |
| Carrying amount at 30 June | 5 565 | 14 083 | 143 | 535 | 20 326 |

Reconciliation of heritage collections

| | 2011 | 2010 |
|-----------------------------------|---------------|---------------|
| | \$'000 | \$'000 |
| Carrying amount at 1 July | 11 181 | 11 296 |
| Resources received free of charge | 157 | 109 |
| Revaluation increments | (31) | (224) |
| Carrying amount at 30 June | 11 307 | 11 181 |

Note 14. Payables

| | 2011 \$'000 | 2010 \$'000 |
|-----------------------------------|----------------|----------------|
| Current | | |
| Creditors and accruals | 72 | 349 |
| Employee benefit on-costs | 49 | 66 |
| Total current payables | 121 | 415 |
| Non-current | | |
| Employee benefit on-costs | 39 | 48 |
| Total non-current payables | 39 | 48 |
| Total payables | 160 | 463 |

Note 15. Staff benefits

| | 2011 \$'000 | 2010 \$'000 |
|--|----------------|----------------|
| Current | | |
| Annual leave | 259 | 269 |
| Long service leave | 97 | 93 |
| Accrued salaries and wages | - | 80 |
| Total current staff benefits | 356 | 442 |
| Non-Current | | |
| Long service leave | 440 | 444 |
| Total non-current staff benefits | 440 | 444 |
| Total staff benefits | 796 | 886 |
| Total staff benefits and on-costs | 884 | 1 000 |

As a result of an actuarial assessment performed by the Department of Treasury and Finance, the bench mark for the measurement of long service leave liability has changed from the 2010 rate of 45% to 35% and the average factor for the calculation of employer superannuation cost on-cost has changed from the 2010 rate of 10.5% to 10.3%. These rates are used in the employment on-cost calculation. The net financial effect of the changes in the current financial years is an (decrease) in the employment on-cost of \$25,000 and employee benefit expense of \$90,000.

Note 16. Provisions

| | 2011 \$'000 | 2010 \$'000 |
|--|----------------|----------------|
| Current | | |
| Provision for workers compensation | 20 | 18 |
| Total current provisions | 20 | 18 |
| Non-current | | |
| Provision for workers compensation | 66 | 58 |
| Total non-current provisions | 66 | 58 |
| Total provisions | 86 | 76 |
| Reconciliation of the provision for workers compensation | | |
| Provision at the beginning of the financial year | 76 | 65 |
| Increase in provision during the year | 10 | 11 |
| Amounts paid. | - | - |
| Provision for workers compensation at the end of the financial year | 86 | 76 |

| |
|------------------------|
| Note 17. Equity |
|------------------------|

| | 2011 | 2010 |
|---------------------------|---------------|--------|
| | \$'000 | \$'000 |
| Retained earnings | 16 784 | 16 933 |
| Asset revaluation surplus | 15 251 | 15 282 |
| Total Equity | 32 035 | 32 215 |

Note 18. Financial instruments

All financial assets and liabilities are carried at cost and no financial asset or liability is impaired. All Financial assets and liabilities will mature before the end of 2010-11 financial year.

Financial Instruments

| Category/Statement of Financial Position item | Note | 2011 Carrying amount/Fair value \$'000 | 2010 Carrying amount/Fair value \$'000 |
|---|------|--|--|
| Financial Assets | | | |
| Cash and cash equivalents | 21 | 1 655 | 1 946 |
| Receivables* | 12 | 166 | 75 |
| | | 1 821 | 2 021 |
| Financial Liabilities | | | |
| Payables* | 14 | 72 | 349 |
| | | 72 | 349 |

*Receivables and payables amounts are disclosed here exclude amounts relating to statutory receivables and payables. Statutory receivables and payables are where rights or obligations have their source in legislation such as GST and taxes etc.

Ageing analysis of financial assets

| | 2011 Receivables \$'000 | 2010 Receivables \$'000 |
|--------------------------|-------------------------------|-------------------------------|
| Past due by: | | |
| Overdue for < 30 days | 116 | 60 |
| Overdue for 30 – 60 days | 11 | 6 |
| Overdue for > 60 days | 39 | 9 |
| | 166 | 75 |

The Trust has not assessed any of its receivables as being impaired.

Credit Risk Exposure

The Trust's maximum exposure to credit risk at reporting date in relation to financial assets is the carrying amount of those assets as indicated on the Statement of Financial Position. The Trust has no significant exposures to any concentrations of credit risk.

Liquidity Risk

Liquidity risk arises where the Trust is unable to meet its financial obligations as they are due to be settled. The Trust is principally funded from appropriations by SA Government. The Trust works with the Department of Treasury and Finance to determine the cash flows associated with its Government approved program of work and to ensure funding is provided through SA Government budgetary process to meet the expected cashflows. The Trust settles undisputed accounts within 30 days from the date of the invoice or date the invoice is first received. In the event of a dispute, payment is made 30 days from resolution. The Trusts exposure to liquidity risk is insignificant based on past experience.

Market risk

Market risk for the Trust is primarily through interest rate risk. This risk is not considered material.

Maturity Analysis

All financial assets and financial liabilities are receivable/payable within one year.

Sensitivity disclosure analysis

A sensitivity analysis has not been undertaken for the interest rate risk of the Trust as it has been determined the possible impact on the Statement of Comprehensive Income or total equity from fluctuations in interest rates is immaterial.

Note 19. Unrecognised contractual commitments

Operating lease commitments

Commitments under non-cancellable operating leases at the reporting date and not recognised as liabilities in the financial statements, are payable as follows:

| | 2011 \$'000 | 2010 \$'000 |
|---|----------------|----------------|
| Not later than one year | 56 | 22 |
| Later than one year and not later than five years | 38 | 62 |
| Total operating lease commitments | 94 | 84 |

The operating lease commitments comprise:

- A non-cancellable photocopier lease, with rental payable monthly in arrears. No contingent rental provisions exist within the lease agreement and no option to renew the lease at the end of its term.
- Motor Vehicle leases with terms ranging up to three years.

Remuneration commitments

Commitments under non-cancellable for remuneration contracts at the reporting date and not recognised as liabilities in the financial statements are payable as follows:

| | 2011 \$'000 | 2010 \$'000 |
|---|----------------|----------------|
| Not later than one year | 558 | 594 |
| Later than one year and not later than five years | 939 | 115 |
| Total remuneration commitments | 1 497 | 709 |

The remuneration commitments comprise of staff on long term contracts. The Trust does not offer fixed term remuneration contracts greater than five years.

Note 20. Contingent assets and liabilities

There are no known contingent assets and liabilities as at 30 June 2011.

Note 21. Cash flow reconciliation

| | 2011 | 2010 |
|---|----------------|---------------|
| | \$'000 | \$'000 |
| Reconciliation of cash and cash equivalents – cash at year end as per: | | |
| Statement of Cash Flow, cash includes cash on hand and at bank | | |
| Cash as at the end of the financial year as shown in the Statement of Cash Flow is reconciled to the items in the Statement of Financial Position as follows: | | |
| Deposits with Treasurer | 1 639 | 1 930 |
| Cash on hand | 16 | 16 |
| Cash as recorded in the Statements of Financial Position | 1 655 | 1 946 |
| Reconciliation of net cash provided by operating activities to net cost of providing services: | | |
| Net cash provided by operating activities | (100) | 971 |
| Less revenues from SA Government | (4 823) | (4 886) |
| Add (less) non cash items | | |
| Depreciation of property, plant and equipment | (680) | (670) |
| Donations of heritage collections | 157 | 109 |
| Movement in assets and liabilities | | |
| Increase/(Decrease) in receivables | 91 | 36 |
| Increase in inventories | - | 4 |
| (Increase)/Decrease in payables | 303 | (245) |
| (Increase) in staff benefits and provisions | 80 | (66) |
| Net cost of providing services for operating activities | (4 972) | (4 747) |

Note 22. Controlled entity

The Trust has the following controlled entity:

| Name of controlled entity | Place of incorporation |
|--|-------------------------------|
| The Migration Museum Foundation Incorporated | Australia |

The transactions, assets and liabilities of this entity have not been consolidated into the Trust's financial statements as the transactions, assets and liabilities were assessed as immaterial. Below is a summary of the audited financial statements of the Migration Museum Foundation Incorporated. There are no inter-entity transactions.

| Statement of Comprehensive Income | | |
|--|---------------|---------------|
| | 2011 | 2010 |
| | \$'000 | \$'000 |
| Expenses | | |
| Supplies and services | 12 | 16 |
| Total expenses | 12 | 16 |
| Income | | |
| Revenue from fees and charges | 31 | 24 |
| Interest revenues | 20 | 19 |
| Total income | 51 | 43 |
| Total comprehensive result | 39 | 27 |

| Statement of Financial Position | | |
|--|---------------|---------------|
| | 2011 | 2010 |
| | \$'000 | \$'000 |
| Assets | | |
| Cash and cash equivalents | 593 | 554 |
| Total assets | 593 | 554 |
| Equity | | |
| Retained earnings | 593 | 554 |
| Total Equity | 593 | 554 |